

॥ ओ३म् ॥



DAV PUBLIC SCHOOL, SAMANA

(Senior Secondary)

CBSE Affiliated (1630571)

Under : DAV College Managing Committee, New Delhi

Near Chak, Patran Road, Samana-147101 | Phone:01764-221815, 9878144815

E-mail: davsamana@gmail.com, davsamana@yahoo.com

Website : www.davsamana.org

STUDY PLAN

Class 4th

Name _____

Section _____

Roll No. _____

Adm. No. _____

INDEX

SUBJECT	FIRST TERM	SECOND TERM
ENGLISH	10-14	40-43
HINDI	14--17	43-45
MATHEMATICS	18--19	45-47
SCIENCE	20-22	47-48
SOCIAL SCIENCE	22-23	48-49
PUNJABI	24-26	49-51
COMPUTER	26-28	51-52
VISUAL ART	28-30	52
GENERAL KNOWLEDGE	30-31	53
NAITIK SHIKSHA	32-33	53-54
PERFORMING ARTS	34-35	55
HEALTH& PHYSICAL EDUCATION	35-36	55-56
EK BHARAT SHRESHTA BHARAT	57-58	
ECO CLUB	59-60	
MEDICAL PLANNER	61	
TEST SCHEDULE & CALENDAR ACTIVITIES	62	
NATIONAL & INTERNATIONAL IMPORTANT DAYS	63-68	
ARYA PARV	68	
SCHOOL HOUSES	69	
DO'S AND DON'TS	70	
CODE OF CONDUCT	71	
TEN PRINCIPLES OF THE ARYA SAMAJ	72	

Principal Message



"Education is a shared commitment between dedicated teachers, motivated students and enthusiastic parents with high expectations"

Dr. Mohan Lal Sharma
Founder Principal

Dear Students

Today, the role of a school is not only to pursue academic excellence but also to encourage and empower its students to be lifelong learners, critical thinkers, and productive members of an ever-changing global society. More than a decade back DAV SAMANA pledged to transform education. The school that is being run under the able stewardship of Honorable President **Dr. Poonam Suri Ji** has earned its own position not only in Samana but also in its surrounding areas. At DAV, we provide an atmosphere to our students for multifaceted development, where children get such a platform which helps them to channelize their potential in the pursuit of excellence. This can only be possible in a holistic, student-centric environment.

The school is striving hard to make the best possible efforts to inculcate strong Vedic roots combining with academics and extra-curricular activities in the children. Transforming every individual into a self-reliant and independent citizen, the school provides an amalgam of scholastic and co-scholastic activities with International exposure. In our curriculum, the student is the primary focus and each child is involved in the learning process.

The parents are the most strengthening power in moulding the future of children. Their consistent support empowers us to do more and more. I pay my gratitude to them for their faith in us.

I am confident enough that the DAVIANS will make themselves stronger day by day, adding a new leaf to the grandeur of the school.

Blessings,

Dr. Mohan Lal Sharma
Principal

STUDY PLAN - AN IMPORTANT TOOL

Study plan is a technique that enables you to make the most efficient use of your time, resources and academic potentials. As we journey together, you may face many challenges and to enable you to overcome the obstacles we offer you this wonderful tool-Study Plan to make you familiar with the values and Academic Syllabi of the school. This will increase your awareness of how you study and you will become more confident. Make this planner a part of your schedule for getting success this year.

.....

GREEN RULES

- ❖ Be kind, polite, helpful and aware of others' feelings.
- ❖ Try your best, work hard and learn from your own mistakes.
- ❖ Respect your educators.
- ❖ Make yourself presentable.
- ❖ Take responsibility for your education.
- ❖ Be organized.
- ❖ Don't be a distraction.
- ❖ Do the task with dedication.
- ❖ Stick to your goals.

GENERAL INSTRUCTIONS (FOR PARENTS)

- ❖ Parents are requested to co-operate with the school in its attempt to help towards their children's progress by paying attention to their regularity, punctuality and discipline.
- ❖ Constant vigilance on the part of the parents pays rich dividends. We earnestly recommend that parents should take interest in the daily activities of the children both inside and outside the school and check the diary daily for any notes from the teacher. Kindly attend all Parent-Teacher Meetings in the interest of your wards.
- ❖ If you have any suggestions regarding your ward's study, you are welcome to contact the Principal/ Supervisor/ Co-ordinator/Class Teacher/Subject Teacher during Parent-Teacher Meeting or with prior appointment with Principal/ Supervisor/ Co-ordinator between (9:00 a.m. to 10:00 a.m.).
- ❖ Parents are requested not to enter the class room either to see their wards or to seek interviews with the teachers during class hours. No half day/short leave will be given to the student.
- ❖ Unauthorized absence for 6 consecutive days renders the student liable to have his/her name struck off the rolls. Sick children should not be sent to the school for a test or an examination. Medical certificate may be sent along with an application on the same or next day positively. Student will be fined Rs.10 per day, if the child remains absent for the consecutive two days.
- ❖ Children when suffering from infectious disease should not be sent to school to attend classes. The student is required to produce a fitness certificate from a Medical Practitioner / Doctor on joining.
- ❖ Any change of Residential / Official Address / Telephone Number should be notified to the class teacher and school office immediately.

- ❖ Ensure that the child maintains personal hygiene, has nutritious breakfast and diet and avoids eatables from roadside vendors.
- ❖ Students are not allowed to carry / use "Mobile Phones" within the school premises.
- ❖ As the medium of instruction in the school is English. So, children should be helped to follow their work easily and intelligently by a certain amount of regular conversation in English at home.
- ❖ As soon as the diary is issued, the parents should fill in all the required data and sign in the spaces provided.
- ❖ Parents should sign the school diary daily. Daily assignment, irregularity in
 - a) Completion of assignment
 - b) Bringing of Books.
 - c) Wearing proper uniform, or any other instruction and circulars given should be acknowledged by signing the diary at the respective spaces provided.
- ❖ Legitimate complaints should be brought to the knowledge of the Principal without delay.
- ❖ Please ensure that the child is sent neatly dressed. Nails should be trimmed regularly. Expensive jewellery and watches, nail polish and make up is not permitted.
- ❖ Encourage the children to participate in all curricular and co-curricular activities. This is very necessary for gaining self-confidence and self-satisfaction

MODE OF EXAMINATION

1. The First Term examination will be held in the month of September and Annual examination will be held in the month of February / March.
2. Grading System is in the paper of Drawing, Music / Dance, G.K., Naitik Shiksha, Health & Physical Education, Sanskrit.
3. A student must pass separately in both (Written+ Practical) exams.
4. Duration of each paper will be of three hours.
5. Marks of first term will be added in Annual Exams.

TEACHER SHOULD KEEP IN MIND

1. Use a variety of tools (Oral, Projects, Presentation).
2. Understand different learning styles and abilities.
3. Develop child's individual's skills, interests, attitudes and motivation.
4. Monitor the changes taking place in a child's learning, behavior and progress over time.
5. Share the assessment criteria with the students.
6. Allow peer and self-assessment.
7. Give an opportunity to the students to improve.
8. Use an "Indoor Voice" when speaking in the class.

VALUE EDUCATION TOPIC**APRIL****Courtesy & Co-operation**

Recognition of mutual interdependence with others resulting in Polite treatment and respect.

- Politeness
- Sympathy
- Civility
- Collaboration
- Assistance

MAY**Kindness & Generosity**

Concern for suffering or distress of others.

- Affection
- Decency
- Gentleness
- Altruism
- Support

JUNE**Accountability & Commitment**

Responsibility for one's actions and their consequences.

- Liability
- Blame worthiness
- Answerability
- Promise
- Responsibility

JULY**Nurture the Nature/ Conservation**

Avoid wastage and pollution of Natural resources.

- Natural Environment
- Care and Conservation of Land, Clean Air and Pure Water

AUGUST**Honesty & Truthfulness**

The quality or fact of being truthful, upright & fair.

- Truthful,
- Worthy of confidence
- Trustworthy
- Patient
- Sincere

SEPTEMBER**Safety & Security**

Condition of being protected from danger or risk.

- Immunity
- Assurance
- Defence
- Protection
- Precautions

OCTOBER Respect & Forgiveness

Treat others the way you like to be treated. Care for others and Environment.

- Respect for Creator
- Respect for Others
- Respect for authority
- Respect for environment
- Respect for health

NOVEMBER Tolerance & Acceptance

To respect someone's Belief & Choices.

- Tolerate Others
- Co-operate and Encourage Others
- Empathy for others
- Harmony

DECEMBER Care & Compassion

Concern for Sufferings of others & being Sympathetic.

- Love for Living Beings
- Attitude of Kindness
- Generous
- Courtesy
- Empathy
- Self- Heartedness

JANUARY Loyalty & Patriotism

Faithfulness to a person, institution, custom or idea to which one is bound by duty, pledge or a promise.

- Faithfulness
- Dutiful
- Steadfast
- Trustfulness
- Trustworthy
- Patriotic

FEBRUARY Time Management

Ability to use one's time effectively.

- Right Activity
- Effective Planning
- Setting Deadlines
- Setting Goals & Objectives

MARCH Excellence / Doing Your Best:

Strive to achieve best at all times and to be good.

- Be Curious
- Help others to improve
- Focus on Task
- Hard Work
- Identify Your Goal

FIRST TERM (APRIL TO SEPTEMBER)

SUBJECT- ENGLISH

“Language is a divine gift of God to human beings”
“English is said to be the queen of languages”

Books: 1. My English Reader **Publication:** DAV Publication
 2. English Practice Book

General Aims and Objectives:

1. To enable the students to communicate effectively in English.
2. To enable the students to use language skills i.e Listening, Speaking, Reading and Writing.
3. To develop an interest and appreciation of literature.
4. To enable the students to use grammar structures and grammatical forms accurately and appropriately.
5. To develop students' confidence to use language fluently and appropriately.

Common Instructions for Teachers:

1. New words, word meanings of each chapter must be written in note book.
2. Students will write make sentences of each chapter themselves after teacher's guidance.
3. Teacher will conduct one unseen comprehension passage every month.
4. Stereo (Audio Aid) must be used to conduct listening skill (tape script).
5. Dictation and evaluation test (oral/written) must be taken after the completion of each chapter.
6. Value based questions and Life skill questions must be discussed with the students.
7. E-smart content must be explained to the students lesson wise.
8. After completion of each chapter, Tally work must be done.

Instructions for students:

1. Student must start separate notebooks for both terms.
2. Notebooks must be covered properly.
3. It is mandatory for the students to maintain the condition of notebook up to the end of year.
4. Separate Test Notebook must be maintained in each term.
5. Handwriting should be neat and clean.
6. Students will get Parent's Sign in each test.

APRIL

Lesson No./ Topic	No. of periods	Activities	Art Integration Activity	Teaching Aids
Lesson- 1 A True Friend (Reader Book)	4	Circle out nouns from this lesson	List out the qualities of True Friend	Reader book, Note book, Interactive board
Unit-1 Naming words (Practice Book)	2	Students will make a list of Nouns in Notebook		Practice Book, Note book
Unit-2 Genders (Practice Book)	3	-		Practice Book, Dictionary
Definition of noun with examples and its kinds (In Notebook)	1	Students will speak about nouns related with classroom		Note book, Chart
Change the Gender(15)	1			Note book
Parts of Speech	2	The Pot Game (Page no.16)		Pot and Chits
Application for full fee concession	1	Teacher will explain the format of Application		Note book, Interactive board
Essay- An Ideal Student	1			Note book
Unseen Comprehension Passage 1 Acid Rain(Page no111,112 and 113)	1	Students will write the answers of given questions		Practice Book

Subject Enrichment Activity- Handwriting Contest

Note: It is mandatory to conduct test after completion of each and every chapter / topic.

MAY

Lesson no. / Topic	No. of periods	Activities	Art Integration Activity	Teaching Aids
Lesson-2 Mix Up at Birth (Reader Book)	5			Reader Book
Read it Yourself- What's Really Important (Reader Book) Page no.20	1	Students will read this chapter in class. Teacher will ask questions related with the lesson.		Reader Book
Unit-2 Poem - Travel Plans (Reader Book)	2	Students will recite the poem in class		Using gestures, facial expressions and voice modulation
Unit-3 (Pronouns) Practice Book	3	Worksheet with repeated names from curriculum guidelines (Page no. 17)		Practice Book, Chart, Interactive Board
Unit-4 (Prepositions) Practice Book	3	Teacher will ask the position of objects by using bodily kinesthetic intelligence		Video, Real Life Objects
Composition: My Favourite teacher	1	Students will write their own views + Guided Composition	Spin the Yarn Activity	Notebook
Tape script (Page no. 18) Reader Book	1	Students will listen to the tape script and write answers in Reader Book.		Stereo, CD and Reader Book
Forms of Verbs(20)	1	Students will speak Forms of Verbs in singing way		Interactive White Board, Flash Cards
Unseen Comprehension Passage-2 Lakes (Page no. 113, 114)	1	Students will write the answers of given Questions.		Practice Book

Practice Book				
Tenses (Introduction and its kinds)	1	Teacher will make a flow chart of Tenses		Chart, Notebook, E-Smart Board
Creative Writing Topic- My Best Friend	1			Notebook

Subject Enrichment Activity- Reading Contest

Note: It is mandatory to conduct test after completion of each and every chapter / topic.

JUNE

SUMMER VACATION

JULY

Lesson no. / Topic	No. of Periods	Activities	Art Integration Activity	Teaching Aid
Lesson-4 Jungle Safari (Reader Book)	4		Collage Making on endangered animals(Art Integration)	Text Book, Notebook, Photo Story
Reader Book- Read It Yourself (Page no. 37, 38)	1	Students will read this lesson in class		Reader Book
Reader Book- Tape Script (Page no. 28)	1	Students will listen to the tape script and answer the questions		Stereo, CD, Reader Book
Practice Book- Unit-5 (Describing Words),	4	Describe your friend from curriculum guidelines (Page no. 16)		Practice Book, Chart
Unseen Comprehension Passage no. 3 "Build a Robot" Practice Book	1	Intensive Reading		Practice Book, Interactive White Board
Creative Writing Topic "My School"	1	Students will write at least 8-10 lines after teacher's guidance		Notebook

Degrees of Adjectives(15)	1	Students will speak Degrees of Adjectives in singing way	Notebook, Chart
Letter to friend telling him about your school.	1	Teacher will explain the format of letter	Notebook, Interactive White Board
Unit-6 (Determiners)	1		Practice Book

Subject Enrichment Activity- Spellathon Contest

Note: It is mandatory to conduct test after completion of each and every chapter/topic

AUGUST

Revision of First Term Syllabus

SEPTEMBER

FIRST TERM EXAMINATION

विषय: हिंदी

पुस्तक : भाषा माधुरी और भाषा अभ्यास(डी ए वी प्रकाशन)

**“निज भाषा उन्नति अहै , सबे उन्नति को मूल ।
बिन निज भाषा ज्ञान के , मिटतन हिय को मूल ॥”**

भारत एक बहु भाषी देश है जिसमें बहुत सी भाषाओं का समावेश है । भाषिक और सांस्कृतिक दृष्टि से भिन्न होने के बावजूद भारतीय परम्परा में बहुत कुछ ऐसा है जो एक दूसरे को जोड़ता है । यही कारण है कि मातृभाषा के रूप में यह भाषा सभी को एकता के सूत्र में पिरोती है । बचपन से हिंदी पढ़ता आ रहा बच्चा नवीं , दसवीं तक हिंदी भाषा में निपुण हो जाता है । वह एक ओर जहाँ हिंदी भाषा से सारे देश से जुड़ेगा वहीं दूसरी ओर अपने क्षेत्र और परिवेश को हिंदी भाषा के माध्यम से जानने की कोशिश भी करेगा क्योंकि किशोरावस्था के इन बच्चों के मानसिक धरातल का विकास विश्व-स्तर तक पहुँच चुका होता है । प्रयास यह होगा कि विद्यार्थी भाषा के लिखित प्रयोग के साथ सहज व स्वाभाविक मौखिक अभिव्यक्ति में भी सक्षम हो सके ।

हिंदी भाषा पढ़ने / पढ़ाने के मुख्य उद्देश्य:

1. भाषा के शुद्ध एवं प्रभावशाली प्रयोग की क्षमता विकसित करना ।
2. शब्द भंडार की वृद्धि तथा व्याकरण का समुचित ज्ञान।
3. दैनिक जीवन में हिंदी समझने, बोलने के साथ- साथ लिखने की क्षमता का विकास करना।
4. हिंदी के माध्यम से अपने अनुभव को संसार को लिखकर सहज अभिव्यक्ति कर पाने की क्षमता का विकास करना ।

5. बच्चों में रट्टा प्रवृत्ति को कम कर के सोच समझकर स्वयं कार्य करने की क्षमता का विकास करना।
6. भाषा के चारों कौशलों (सुनना, बोलना, पढ़ना, लिखना व चिंतन) का उत्तरोत्तर विकास करना
7. स्वतंत्र और मौखिक रूप से अपने विचारों की अभिव्यक्ति का विकास करना ।
8. अपनी मातृभाषा और परिवेशगत भाषा को साथ रखकर हिंदी की संरचनाओं को समझना ।

अध्यापकों के लिए सामान्य निर्देश :

1. अध्यापक पहले से ही पाठ- योजना तैयार करें ।
2. कक्षा में भाषा का उच्चारण शुद्ध एवं प्रभावशाली होना चाहिए ।
3. जाँच कार्य समय अनुसार और सतर्कता पूर्वक होना चाहिए ।
4. सभी अध्यापक विद्यार्थियों के पठन कौशल में विशेष ध्यान दें ।

विद्यार्थियों के लिए सामान्य निर्देश:

1. बच्चे पाठ के पठन पर विशेष ध्यान देंगे ।
2. लिखित कार्य करते समय लिखाई सुंदर एवं स्पष्ट होनी चाहिए ।
3. शब्दों की बनावट और मात्राओं पर विशेष ध्यान दें ।
4. विद्यार्थी कक्षा में अनुशासित ढंग से पठन- पाठन प्रक्रिया में भाग लें ।

नोट :

- * नोटबुक प्रस्तुतिकरण में नियमितता, कार्य पूर्ति, स्वच्छता और रख-रखाव को जाँचा जाएगा ।
- * विषय सवर्धन गतिविधि में भाषा के वाचन एवं श्रवण कौशल पर बल दिया जाएगा ।
- * सत्र के अंत में दोनों सत्रों की कापियाँ दोहराई और आंतरिक मूल्यांकन के लिए संभालकर रखी जाएँ।
- * लिखित परीक्षण की कॉपी पूरे सत्र में एक ही होनी चाहिए ।

पाठ्य पुस्तक = भाषा माधुरी , भाषा अभ्यास

अप्रैल

पाठ का नाम विषय /	कालांश	कला एकीकृत गतिविधि	गतिविधि	सहायक सामग्री
पाठ- 1 फैलती चप्पलें (भाषा माधुरी)	3	दादा जी के लिए सुंदर कार्ड बनवाना		पुस्तक
पाठ-1 भाषा अभ्यास	2		चित्रों के आधार पर वाक्य बुलवाना	ई-स्मार्ट

पाठ-2 उल्टा - पुल्टा (भाषा माधुरी)	3		कविता उच्चारण	आस पास के- उदाहरण देकर
पाठ-2 भाषा अभ्यास	2		लेखन कला	पाठ्य पुस्तक
व्याकरण निबंध :- होली	2		होली के त्योहार पर चर्चा	ई-स्मार्ट
अपठित गद्यांश	1		लेखन कौशल	कार्य प्रपत्र

मई

पाठ का नाम विषय /	कालांश	कला एकीकृत गतिविधि	गतिविधि	सहायक सामग्री
पाठ-3 अनोखा ढंग (भाषा माधुरी)	3		श्रुतलेख	पाठ्य पुस्तक
पाठ-3 भाषा अभ्यास	2		लेखन कौशल	पाठ्य पुस्तक
पाठ-4 मित्रता (भाषा माधुरी)	3		अपने मित्र के बारे में वाक्य लिखना	-
पाठ-4 भाषा अभ्यास	2		लेखन कौशल	पाठ्य पुस्तक
व्याकरण गिनती 1 से 20	1		बच्चों से उनके अनुक्रमांक लिखवाना	मटका गेम
विभाग बदलवाने हेतु प्रधानाचार्य जी को पत्र	1		पत्र का प्रारूप समझाना	ई-स्मार्ट
पाठ -5 सेर को सवा सेर(भाषा माधुरी + भाषा अभ्यास)	2		अभिनय करना + लेखन कौशल	पाठ्य पुस्तक
पाठ-6 पहली बारिश (भाषा माधुरी)	3		कविता उच्चारण हाव भाव सहित	पाठ्य पुस्तक
पाठ-6 भाषा अभ्यास	2	जल बचाओ भाषण + स्लोगन लिखवाना		ई-स्मार्ट

जून **ग्रीष्मावकाश**

जुलाई

पाठ का नाम / विषय	कालांश	कला एकीकृत गतिविधि	गतिविधि	सहायक सामग्री
पाठ-7 दादी का रेडियो (भाषा माधुरी)	3		सामूहिक चर्चा (बुजर्गों की देख - रेख पर)	पाठ्य पुस्तक
पाठ-7 (भाषा अभ्यास)	2		पत्र पढ़ाना	ई-स्मार्ट
पाठ-8 किस्से- कहावतों की दुनिया (भाषा माधुरी)	3		मुहावरों पर टीम गेम	पाठ्य पुस्तक
पाठ-8 (भाषा अभ्यास)	2		मुहावरे समझाना	पाठ्य पुस्तक
व्याकरण - सर्वनाम	1		सर्वनाम शब्दों पर घेरा लगवाना	ई-स्मार्ट
पत्र - अपनी दादी जी को जन्मदिन पर बधाई पत्र	1		पत्र के प्रारूप पर चर्चा	पाठ्य पुस्तक
निबंध- मेरा प्रिय खेल	2	खेलों का चित्र लगवाना		ई-स्मार्ट
अपठित गद्यांश	1		लेखन कौशल	कार्य प्रपत्र

अगस्त किए गए कार्य की दोहराई

सितम्बर अर्ध वार्षिक परीक्षा

SUBJECT- MATHEMATICS

Book - Primary Mathematics

Publication - DAV Publications

“The only way to learn Mathematics is to do Mathematics”

Aims and Objectives:

1. To aware the students about basic geometrical concepts and terms.
2. To correlate common simple Mathematical relationship with everyday things.
3. To solve daily life problems, comparing addition and subtraction.
4. To create interest in Mathematics through activities.

Instructions for Teachers:

1. Fair notebook must be maintained and kept carefully for assessment during the whole session.
2. Notebooks must be covered properly.
3. Instructions for test notebook:
 - a) It must be same throughout the term.
 - b) It must be well maintained and kept carefully for assessment.
 - c) It must be properly covered.
 - d) Test on loose sheets or pages will not be accepted.
 - e) Students will get parents sign on each test.

Instructions for Students:

1. Tally work of books and notebooks must be done at end of every chapter.
2. Written test is mandatory after completion of every chapter.
3. Basic Terms and Formulae of chapters must be discussed and written in notebook before starting of chapters.
4. One table must be drilled in the class on daily basis.
5. Value based questions must be in fair notebook.
6. Every chapter must be taught by E-Smart.

APRIL

Unit No. / Topic	No. of Periods	Activities	Art Integration Activities	Teaching Aids / Technology
Unit 1: Numbers up to 9,99,999	13	Passing the Parcel (Curriculum guidelines Page 40)	---	Text book, Notebook, Slips, Box
Table 2 to 8	3	Oral drill	---	E- Smart Contents, Notebook

Subject Enrichment Activity:- Passing the parcel.

MAY

Unit No./ Topic	No. of Periods	Activities	Art Integration Activities	Teaching Aids/ Technology
Unit 2: Addition and Subtraction	8	Quiz (Curriculum guidelines Page 42)	--	Text book, Notebook, Green board
Table 9 to 13	2	Video	--	E- Smart Contents, Notebook
Unit 3: Multiplication	8		Relay Race (Curriculum guidelines Page 50)	Notebook, E- Smart Contents, Green Board

Subject Enrichment Activity:- QUIZ

JUNE SUMMER VACATION**JULY**

Unit No./ Topic	No. of Periods	Activities	Art Integration Activities	Teaching Aids/ Technology
Table 14 and 15	1	Video	---	E- Smart Contents, Notebook
Unit 4: Division	7	---	Puzzle (Curriculum guidelines Page 52)	Green Board, Interactive Board
Unit 12: Area	4	Classroom Objects (Curriculum guidelines Page 61)	---	Concrete Objects, Green board, Notebook
Unit 11: Perimeter	4	-----	Find Out Perimeter of different objects	Text book, Green board, Concrete Objects

Subject Enrichment Activity:- Classroom objects

AUGUST Revision of First Term Syllabus

SEPTEMBER FIRST TERM EXAMINATION

SUBJECT- SCIENCE

BOOK : My Living World
Publication : DAV College Managing Committee

“A systematic study of facts is known as Science”

Aims & Objectives:

1. To develop scientific attitude among students.
2. To develop conceptual frame work and problem solving skills.
3. To correlate science with day to day life.
4. To develop the love and sensitivity towards nature.
5. To acquaint curiosity about science and natural world.
6. To make students aware about health and hygiene.

Instructions for Teachers:

1. Content of each chapter should be well prepared in advance.
2. Conduct the test after completion of each chapter and maintain proper record of class tests and periodic tests.
3. Check the home work note books on regular basis.
4. Observe each and every child minutely.
5. Discuss value based question of each chapter.
6. Teacher should co-relate the concept with daily life activities.
7. Facts must be written of each chapter.
8. Tally each chapter carefully after completion.
9. Take the students in lab once a week.
10. Dictation test must be taken of every chapter.
11. Extra work of each chapter must be done.
12. Use of technology is must.

Instructions for Students:

1. Students should pay full attention during Teacher Learning Process.
2. Students should be handy with their books and note books according to their timetable.
3. Students must prepare and maintain their scrap file regularly.
4. Students should maintain proper discipline during Lab visit.
5. Books and notebooks must be covered and well maintain till annual examination.
6. Test note books must be covered and separate for each term.

APRIL

Lesson no / Topic	No of Periods	Teaching Aids / Technology	Activities	Art Integration
Lesson -4 (Plants Around Us)	7	E-smart board	Project work - (i)Slogan writing on Trees (ii)Paste different types of trees and aquatic plants in scrap file (iii) Group Discussion – Plants.	
Lesson -2 Plants Reading and book exercise	4	Carrot, radish, grass roots, plant to show its parts	1.Demonstration (page no- 57) Curriculum Guidelines, 2. Diagram Taproot, fibrous root, Structure of plant	

Subject Enrichment Activity: Digestive system with clay in groups.

MAY

Lesson no/ Topic	No of Periods	Teaching Aids/ Technology	Activities	Art Integration
Lesson 2 Plants	3	Green board	Question / Answers and Extra Work	
Lesson-3 Flowers and Fruits	7	Model of flower E-smart board	1. Project work- Use dried flowers and leaves to make greeting card 2. Page no 18 in book 3. Group discussion- fruits and flowers	
Lesson-1 My Body	7	1. Model of Denture, Digestive System	1. Group discussion- Body Hygiene	Diagram- Tongue, Denture Making

JUNE**SUMMER VACATION**

JULY

Lesson no / Topic	No of Periods	Teaching Aids / Technology	Activities	Art Integration
Lesson-5 Birds, Beaks and Claws	10	Model of Different birds , E-smart board	1. Project Work- Paste pictures of different birds and beaks in Scrap File 2. Diagram- 2 beaks and 2 claws	Make Beak from paper

Subject Enrichment Activity: Group discussion- Birds

AUGUST

Revision of First Term Syllabus

SEPTEMBER

FIRST TERM EXAMINATION

SUBJECT - SOCIAL SCIENCE

BOOK NAME: WE AND OUR WORLD (DAV PUBLICATION)

"We are not Makers of History, We are made by History"

General Aims and Objectives:

1. To develop moral values and sensitivity towards family and other.
2. To generalize that diversity creates variety and richness which makes our culture unique.
3. To realize that there is hierarchy of needs and to fulfill the needs of variety of facilities are required.
4. Acquire habits of keeping the surroundings clean.
5. To develop a sense of pride in achievements of India and being Indian.

Note:

1. Activity of each chapter must be discussed.
2. Value based question of each chapter must be discussed.
3. Extra exercises must be done in notebook/book.
4. Written test must be taken after completion of each chapter.
5. Map skill of each chapter must be done.
6. Something to do of each chapter must be discussed and done.

APRIL

Lesson No. / Topic	No. of Periods	Activities	Art Integration Activities	Teaching Aids / Technology
LESSON:- 1 Family Relationship	6	Riddle related to blood relations on notebook (Any 5)	Make family tree on A4 sheet and paste on notebook	Smart board/Interactive board/ green board/Textbook
LESSON:- 2 Sensitivity Towards Others	6	Video on blind people and Sign language to students.	Blind Fold Game	Interactive board/ green board/Textbook

MAY

Lesson No. / Topic	No. of Periods	Activities	Art Integration Activities	Teaching Aids / Technology
LESSON:-3 Celebrate Our Diversity	7	Identify the festivals on notebook (Any 5)		Textbook, E Smart Board.
LESSON-4 An ideal home	7	Activity no.5 of something to do (pg 35)	Students will mention some lines on ideal home and paste in note book	Textbook, Interactive board E Smart Board.

JUNE SUMMER VACATIONS**JULY**

Lesson No. / Topic	No. of Periods	Activities	Art Integration Activities	Teaching Aids / Technology
LESSON-5 Bricks and Bridges	7	Draw tools used by workers / at home on notebook	Draw any one type of bridge on notebook	Textbook, Interactive board and E Smart Board.
LESSON- 6 Waste Management	7	Something to do	Students will draw a diagram of 4R in note book	Textbook, Interactive board

AUGUST**Revision of First Term Syllabus****SEPTEMBER****FIRST TERM EXAMINATION**

ਵਿਸ਼ਾ - ਪੰਜਾਬੀ

“ਸਭ ਤੋਂ ਮਿੱਠੀ, ਸਭ ਤੋਂ ਸੋਹਣੀ
ਮੇਰੇ ਸੋਹਣੇ ਪੰਜਾਬ ਵਰਗੀ ਇਹ ਪੰਜਾਬੀ।
ਸਦਕੇ ਜਾਵਾਂ ਇਸ ਤੋਂ, ਜਿਸ ਨੇ ਬਖ਼ਸ਼ੀ ਟੌਹਰ ਨਵਾਬੀ।
ਜਿਉਂਦੇ ਰਹੋ ਪੰਜਾਬੀਓ, ਤੇ ਵੱਸਦੀ ਰਹੇ ਪੰਜਾਬੀ।“

ਪੁਸਤਕਾਂ:

1. ਕਰੂੰਬਲਾਂ (3) ਫੌਰਚਿਊਨ ਪਬਲਿਸ਼ਰਜ਼
2. ਗਿਆਨ ਸਰੋਵਰ (4) ਗਾਂਧੀ ਪਬਲਿਸ਼ਿੰਗ ਹਾਊਸ

ਪੰਜਾਬੀ ਭਾਸ਼ਾ ਦੇ ਉਦੇਸ਼ :

1. ਮਾਤ-ਭਾਸ਼ਾ ਪੰਜਾਬੀ ਪ੍ਰਤੀ ਮੋਹ ਪੈਦਾ ਕਰਨਾ।
2. ਮਾਤ-ਭਾਸ਼ਾ ਰਾਹੀਂ ਸਹਿਜੇ ਹੀ ਗਿਆਨ ਹਾਸਲ ਕਰਨਾ।
3. ਮਾਤ-ਭਾਸ਼ਾ ਰਾਹੀਂ ਪੰਜਾਬੀ ਸੱਭਿਆਚਾਰ ਨਾਲ ਜੁੜਨਾ।
4. ਪੰਜਾਬੀ ਵਿਆਕਰਨ ਦੇ ਨਿਯਮਾਂ ਦਾ ਪੂਰਨ ਗਿਆਨ ਕਰਵਾਉਣਾ।
5. ਬੋਲਣ ਤੇ ਲਿਖਣ ਕੋਸ਼ਲ ਦਾ ਵਿਕਾਸ ਕਰਨਾ।

ਬੱਚਿਆਂ ਲਈ ਨਿਰਦੇਸ਼ :

1. ਰੀਡਰ ਅਤੇ ਵਿਆਕਰਨ ਲਈ ਇੱਕ ਹੀ ਕਾਪੀ ਲਗਾਈ ਜਾਵੇਗੀ।
2. ਦੁਹਰਾਈ ਤੇ ਮੁਲਾਂਕਣ ਲਈ ਕਾਪੀਆਂ ਅਤੇ ਕਿਤਾਬਾਂ ਨੂੰ ਸੰਭਾਲ ਕੇ ਰੱਖਿਆ ਜਾਵੇ।
3. ਸਾਰਾ ਕੰਮ ਸਾਫ਼ ਅਤੇ ਸੁੰਦਰ ਲਿਖਤ ਵਿੱਚ ਕੀਤਾ ਜਾਵੇ।
4. ਹਰ ਪ੍ਰਸ਼ਨ ਦਾ ਉੱਤਰ ਲਿਖਣ ਤੋਂ ਬਾਅਦ ਲਾਈਨ ਲਗਾਈ ਜਾਵੇ।
5. ਅਧਿਆਪਕ ਦੁਆਰਾ ਦਿੱਤਾ ਕੰਮ ਸਮੇਂ ਸਿਰ ਪੂਰਾ ਕਰਕੇ ਕਾਪੀ ਨਿਰੀਖਣ ਲਈ ਦਿੱਤੀ ਜਾਵੇ।
6. ਹਰ ਪਾਠ ਤੋਂ ਬਾਅਦ ਸੁਧਾਰ ਕੰਮ ਜ਼ਰੂਰ ਕੀਤਾ ਜਾਵੇ।
7. ਟੈਸਟ ਲਈ ਕਾਪੀ ਵੱਖਰੀ ਲਗਾਈ ਜਾਵੇ ਤੇ ਕਵਰ ਜਰੂਰ ਕੀਤੀ ਹੋਵੇ।

ਅਧਿਆਪਕਾਂ ਲਈ ਨਿਰਦੇਸ਼ :

1. ਭਾਸ਼ਾ ਦੇ ਸ਼ੁੱਧ ਉਚਾਰਨ ਤੇ ਸੁਲੇਖ ਵੱਲ ਖਾਸ ਧਿਆਨ ਦਿੱਤਾ ਜਾਵੇ।
2. ਹਰ ਪਾਠ ਪੂਰਾ ਹੋਣ ਮਗਰੋਂ ਟੈਲੀ ਕਰਵਾਇਆ ਜਾਵੇ।
3. ਪਾਠ ਨਾਲ ਸੰਬੰਧਿਤ ਗਤੀਵਿਧੀ ਜ਼ਰੂਰ ਕਰਵਾਈ ਜਾਵੇ।
4. ਹਰ ਪਾਠ ਪੜ੍ਹਨ ਤੋਂ ਬਾਅਦ ਭੁਲਾਵੇਂ ਸ਼ਬਦ ਜ਼ਰੂਰ ਲਿਖਵਾਏ ਜਾਣ।
5. ਕਾਪੀਆਂ ਅਤੇ ਕਿਤਾਬਾਂ ਦੀ ਚੈਕਿੰਗ ਸਮੇਂ ਸਿਰ ਧਿਆਨ ਨਾਲ ਕੀਤੀ ਜਾਵੇ।
6. ਬੱਚਿਆਂ ਦੀ ਭਾਸ਼ਾ ਸੰਬੰਧੀ ਹਰ ਗਤੀਵਿਧੀ ਦਾ ਪੂਰਾ ਰਿਕਾਰਡ ਰੱਖਿਆ ਜਾਵੇ।

ਨੋਟ: ਹਰੇਕ ਪਾਠ ਪੂਰਾ ਹੋਣ ਤੋਂ ਬਾਅਦ ਵਿਸ਼ਾ ਅਧਿਆਪਕ ਦੁਆਰਾ ਟੈਸਟ ਲਾਜ਼ਮੀ ਲਿਆ ਜਾਵੇ।

ਅਪ੍ਰੈਲ

ਪੁਸਤਕ	ਪਾਠ/ਵਿਸ਼ਾ	ਕੁੱਲ ਪੀਰੀਅਡ	ਗਤੀਵਿਧੀ	ਕਲਾਕ੍ਰਿਤੀ	ਅਧਿਆਪਨ ਸਮੱਗਰੀ
ਕਰੂੰਬਲਾਂ	ਪਾਠ-1 ਮਾਂ ਬੋਲੀ ਪੰਜਾਬੀ (ਕਵਿਤਾ)	3	ਪੰਜਾਬੀ ਭਾਸ਼ਾ ਬੋਲਣ ਲਈ ਪ੍ਰੇਰਿਤ ਕਰਨਾ।		ਪਾਠ ਪੁਸਤਕ, ਈ-ਸਮਾਰਟ

	ਪਾਠ-2 ਏਕਤਾ ਵਿੱਚ ਬਲ ਹੈ	4	ਸੰਵਾਦ		ਪਾਠ ਪੁਸਤਕ, ਵੀਡੀਓ
	ਪਾਠ-3 ਚਾਚਾ ਨਹਿਰੂ(ਮੌਖਿਕ)	2	ਪੰਜਾਬ ਦੇ ਵੀਰ ਸ਼ਹੀਦਾਂ ਬਾਰੇ ਦੱਸਣਾ। ਅਣਡਿੱਠਾ ਪੈਰੂ		ਈ-ਸਮਾਰਟ
ਗਿਆਨ ਸਰੋਵਰ	ਪਾਠ-1 ਭਾਸ਼ਾ ਜਾਂ ਬੋਲੀ	2	ਪੰਜਾਬੀ ਦੀਆਂ ਉੱਪ ਬੋਲੀਆਂ ਬਾਰੇ ਦੱਸਣਾ	ਪੰਜਾਬੀ ਦੀਆਂ ਉੱਪ ਬੋਲੀਆਂ ਲਿਖਵਾਓ	ਵਿਆਕਰਨ ਪੁਸਤਕ
	ਅਸ਼ੁੱਧ-ਸੁੱਧ (ਪਹਿਲੀ ਲਾਈਨ)	2	ਪਰਚੀਆਂ		ਵਿਆਕਰਨ ਪੁਸਤਕ, ਬੋਰਡ
	ਕਹਾਣੀ-ਕਾਂ ਤੇ ਲੁੰਬੜੀ	1	ਵਾਰਤਾਲਾਪ ਰਾਹੀਂ ਸਮਝਾਉਣਾ		ਸਜੀਵ ਪਾਤਰ

ਮਈ

ਪੁਸਤਕ	ਪਾਠ/ਵਿਸ਼ਾ	ਕੁੱਲ ਪੀਰੀਅਡ	ਗਤੀਵਿਧੀ	ਕਲਾਕ੍ਰਿਤੀ	ਅਧਿਆਪਨ ਸਮੱਗਰੀ
ਕਰੁੰਬਲਾਂ	ਪਾਠ-4 ਸਾਵਣ ਆਇਆ	3	ਕਵਿਤਾ ਉਚਾਰਨ		ਪਾਠ-ਪੁਸਤਕ, ਈ-ਸਮਾਰਟ
	ਪਾਠ-5 ਬਾਬਾ ਜੀ ਦੀ ਸੋਚ	3			ਪਾਠ-ਪੁਸਤਕ, ਈ-ਸਮਾਰਟ
	ਪਾਠ-6 ਸੜਕ ਤੇ ਕਿਵੇਂ ਚੱਲਣਾ ਹੈ	3	ਵਿਚਾਰ ਚਰਚਾ-ਸੜਕ ਤੇ ਚੱਲਣ ਦੇ ਨਿਯਮ	ਬੱਤੀਆਂ ਬਣਾਉਣਾ	
ਗਿਆਨ ਸਰੋਵਰ	ਪਾਠ-2 ਵਰਨ ਜਾਂ ਅੱਖਰ ਗਿਆਨ ਪਾਠ-3 ਲਗਾਂ ਤੇ ਲਗਾਖਰ ਪਾਠ-4 ਸ਼ਬਦ ਗਿਆਨ	2 2 2	ਵਰਨਮਾਲਾ ਉਚਾਰਨ, ਵੀਡੀਓ ਮੁਹਾਰਨੀ		ਪੁਸਤਕ, ਈ-ਸਮਾਰਟ
	ਜ਼ਰੂਰੀ ਕੰਮ ਲਈ ਅਰਜ਼ੀ, ਚਾਚਾ ਜੀ ਨੂੰ ਤੋਹਫੇ ਲਈ ਧੰਨਵਾਦ ਪੱਤਰ	1 1	ਪੱਤਰ ਦੀ ਭਾਗ ਵੰਡ ਦੱਸਣੀ		ਪੁਸਤਕ, ਬੋਰਡ
	ਵਿਰੋਧੀ ਸ਼ਬਦ (ਪਹਿਲੀ ਲਾਈਨ) ਪੰਨਾ ਨੰ:67 ਤਸਵੀਰ ਵਰਣਨ	1 1	ਗਰੁੱਪ ਖੇਡ ਵਰਕਸ਼ੀਟ		ਪੁਸਤਕ ਤਸਵੀਰ

ਜੂਨ
ਜੁਲਾਈ

ਗਰਮੀ ਦੀਆਂ ਛੁੱਟੀਆਂ

ਪੁਸਤਕ	ਪਾਠ/ਵਿਸ਼ਾ	ਕੁੱਲ ਪੀਰੀਅਡ	ਗਤੀਵਿਧੀ	ਕਲਾਕ੍ਰਿਤੀ	ਅਧਿਆਪਨ ਸਮੱਗਰੀ
ਕਰੁੰਬਲਾਂ	ਪਾਠ-7 ਮੇਰਾ ਜਨਮਦਿਨ	3		ਜਨਮ ਦਿਨ ਦੀ ਵਧਾਈ ਲਈ ਕਾਰਡ ਬਣਾਓ	ਪੁਸਤਕ, ਈ-ਸਮਾਰਟ
	ਪਾਠ-8 ਕੰਮ ਹੀ ਭਗਤੀ ਹੈ	3	ਕਿਰਤ ਦੇ ਲਾਭ ਦੱਸਣੇ		ਪੁਸਤਕ, ਈ-ਸਮਾਰਟ
	ਪਾਠ-9 ਪ੍ਰਹਿਲਾਦ ਭਗਤ	3	ਚੰਗੇ ਗੁਣਾਂ ਬਾਰੇ ਵਿਚਾਰ ਚਰਚਾ		ਪੁਸਤਕ, ਈ-ਸਮਾਰਟ
ਗਿਆਨ ਸਰੋਵਰ	ਲਿੰਗ ਬਦਲੋ (ਪਹਿਲੀ ਲਾਈਨ) ਪੰਨਾ ਨੰ: 73	1	ਟੀਮ ਗੇਮ	ਸ਼ਬਦ ਰੇਲ	ਵਿਆਕਰਨ ਪੁਸਤਕ
	ਵਚਨ ਬਦਲੋ (ਪਹਿਲੀ ਲਾਈਨ) ਪੰਨਾ ਨੰ: 80	1	ਪਰਚੀਆਂ		ਵਿਆਕਰਨ ਪੁਸਤਕ
	ਮੁਹਾਵਰੇ 1-10	1	ਚਿੱਤਰ ਵੇਖ ਕੇ ਮੁਹਾਵਰੇ ਦੱਸੋ		ਫਲੈਸ਼ ਕਾਰਡ
	ਲੇਖ- ਮੇਰਾ ਸਕੂਲ ਮੇਰਾ ਅਧਿਆਪਕ	1 1	ਸਮੂਹ ਚਰਚਾ		ਵਿਆਕਰਨ ਪੁਸਤਕ

ਅਗਸਤ- ਕੀਤੇ ਕੰਮ ਦੀ ਦੁਹਰਾਈ
ਸਤੰਬਰ- ਛਿਮਾਰੀ ਪ੍ਰੀਖਿਆ

SUBJECT - COMPUTER

Name of the Book: HANDS ON

“Technology is not an event, it’s just a part of the everyday learning!”

Importance of Computer Education:

Computer technology has a deep impact on the education sector. Thanks to computers, imparting education has become easier and much more interesting than before. Computers have changed the way we study/work, be it any course/profession. Computers play a vital role in every field especially it play an important role in education. That is why the education system has made computer education a part of school curriculum. Considering the use of computer technology

in almost every sphere of life, it is important for everyone to have at least the basic knowledge of using computers.

Aims & objectives:

1. Foremost aim is to make students able How to use Computer effectively.
2. Students must know about Parts of computer and its various input, output & storage devices.
3. Students must be able to create drawings using Tux Paint Software.
4. Students should be able to use LOGO and know how to draw shapes using LOGO commands.
5. To enable the students in creating text documents in Open Office Writer.
6. To aware the students about the Internet and services available on Internet.

Instruction for the Teachers:

1. It is necessary to take students to the lab once in a week according to fix Time Table.
2. It is necessary to show all the links given in the book & perform all the given activities.
3. Teacher will look after each & every child in lab.
4. Teacher will make it sure that all the students have performed the lab activity or not.
5. Students will be evaluated only on the basis of skills in practical.

Instruction for the Students:

1. Bring book according to Time Table.
2. Sit according to Roll No. in lab.
3. Don't change the Control Panel Settings.
4. Follow all the Rules & Regulations of Lab + Instructions of Teacher.

Tools & Techniques:

Exploratory Thinking, Demonstration Method, Active Learner participation, Experimentation Method, Effective integration of Technology, Oral Questioning.

Note: Computer/ICT is a completely skill based subject. So, No Pen Paper Test/Exam will be conducted to evaluate the student's performance. Students will be evaluated on the basis of Practical skills only that will be conducted Month Wise, First Term & Annually.

APRIL

Chapter No./ Name of Chapter	No. of Periods	Lab Activities	Teaching Aids
Chapter - 1 Computer- A Machine	9	1. Type about Different types of devices of Computer. 2. Difference between Primary & Secondary Memory.	E-Smart Board, Book, Software - OO Writer Parts of Computer

MAY

Chapter - 2 More on Tux Paint (Open Source)	9	1. Identify different tools of Tux Paint. 2. Activity based on Page-27.	E-Smart Board, Stylus, Computers Pre-loaded with Tux Paint
--	---	--	---

JUNE (Summer Vacation)**JULY**

Chapter No./ Name of Chapter	No. of Periods	Lab Activities	Teaching Aids
Chapter - 3 Exploring Tux Paint (Open Source)	9	1. Using Magic Tool & its effects. 2. Using Stamp Tool.	E-Smart Board, Stylus, Tux Paint

Month - August

Chapter - 4 LOGO - I	9	1. Introduction to LOGO 2. Drawing with LOGO 3. LOGO Commands	E-Smart Board, Keyboard, LOGO
-------------------------	---	---	-------------------------------------

SEPTEMBER

Revision + Oral / Practical Examination.

SUBJECT - VISUAL ART

“Drawing plays a big role in our cognitive development. It can help us to learn, write and think creativity, develop hand eye co-ordination, hone analytic skills”

Aims & Objectives:

1. To develop observation, imagination and self expression to be able to put thoughts on paper through art.
2. To work confidently with a variety of material.
3. Art Education enables the child to explore alternative ways of communicating with others. It encourages the ideas that are personal, inventive & makes a vital contribution to the development of a range of intelligence.
5. To express individuality.

6. To develop eye and hand co-ordination.

Common Instructions for Students:

1. Students must bring their step by step Book & Drawing file according to timetable.
2. Students must bring their own drawing material like HB Pencil, Non-Dust Eraser, Pencil, Colour etc.
3. Students should use their creative & imaginative skill while drawing and performing craft.
4. Difficult topics must be practiced in drawing file.

Common Instructions for Teachers:

1. Teachers should prepare the activities mentioned in study plan in advance.
2. Use of Technology must be there.
3. Check and return the drawing files in time.

NOTE: Practically demonstration must be given by teacher using E-Smart board, colorful chalks, dusters, colors etc.

Tools for Evaluation:* Neatness in work and coloring. * Students creativity and interest.

APRIL

Step By Step	Drawing file	No. of Periods	Teaching Aids	Activity
Page No. 2to7 (pencil shading)	Draw and colour objects composition	4	Colourful papers , fevicol , pencil shavings , sketch pens,colours	Pencil shaving activity

MAY

Step By Step	Drawing file	No. of Periods	Teaching Aids	Activity
Page No. 8 to 16(still life)	Draw and colour Fruits Composition	6	Colourful A4 size sheet, fevicol, decorative material	Greeting card making

JUNE

SUMMER VACATION

JULY

Step By Step	Drawing file	No. of Periods	Teaching Aids	Activity
Page No. 17	Draw and	4	Colourful	Hand puppets

to 21 (face Study)	colour city scape		charts, ice cream sticks, fevicol, sketches.	
-----------------------	----------------------	--	---	--

AUGUST**Revision of First Term Syllabus****SEPTEMBER****FIRST TERM EXAMINATION****SUBJECT - GENERAL KNOWLEDGE****Name of Book** : Kid Wiz**Publication** : DAV Publication

“An investment in General Knowledge pays the best interest.”

Importance of General Knowledge:

The name itself says that it is general that every common student must and should possess. It is useful in terms of personal, academic and professional levels. In day to day life also General Knowledge is useful as it is all about common things. It is an important component of crystallized intelligence and is strongly associated with general intelligence. It is a wide body of information that a student acquires from education and from life. It also helps to grow student's confidence level and may prove to be of some great help during some important events of our lives like interview etc. A good knowledge of everything around, always impresses the people around you.

Aim & Objectives:

1. To acquaint students about their surroundings.
2. To have a healthy discussion about the day to day happenings around the world.
3. To formulate the students for the competitive level of general awareness.
4. To make students more competent and smarter.

Instruction for the Teacher:

1. It is necessary that the teacher's voice should be audible and clear.
2. It is mandatory to prepare the teaching content in advance.
3. Teacher will make it sure that all the students must carry their study material like books or scrap file etc.
4. It is advisable to maintain complete record of student's performance.
5. It is necessary that the checking must be done carefully and in proper time.
6. Newspaper reading must be in every lecture.

Instruction for the Students:

1. Students must complete the given work at proper time.

2. Scrap files must be maintained properly.
3. Students must follow all the instructions given by the teacher.
4. Students must converse in English language.

NOTE: Write 3 to 5 lines about every activity / project work on the scrap file.

APRIL

Unit No. and Name	No. of Periods	Activity	Teaching Aids
UNIT I : Language and Literature	4	Scrap File Work : 1. Paste 5 pictures of Best Selling books of Author Pandit Vishnu Sharma.	Kid Wiz Book+ E-smart Board
2. Reflection of a good student, School Code of Conduct	1	Group discussion on the content mentioned in School Diary	School Diary

MAY

Unit No. and Name	No. of Periods	Activity	Teaching Aids
UNIT II: Environment Around	4	Scrap File Work : 1. Paste any 5 pictures of different plants.	Kid Wiz Book

JUNE SUMMER VACATION(Learn the completed syllabus for First Term)

JULY

Unit No. and Name	No. of Periods	Activity	Teaching Aids
UNIT III: World Around	4	Scrap File Work : 1. Paste 5 food dishes of different countries along with their Names. 2. Paste any 5 monuments of India.	Kid Wiz + E-smart Board

AUGUST REVISION of First Term Syllabus + Learning of School Lunch Prayer

SEPTEMBER FIRST TERM EXAMINATION

विषय - नैतिक शिक्षा

पुस्तक : नैतिक शिक्षा

प्रकाशन: डी.ए.वी. प्रकाशन

“ शिष्टाचार अथवा विनम्रतापूर्वक एवं शालीनतापूर्ण आचरण ही वह आभूषण है, जो मनुष्य को आदर सम्मान दिलाता है । “

सामान्य उद्देश्य :

1. छात्रों में माता-पिता, अध्यापकों एवं बुजुर्गों के प्रति सम्मान और सेवा भावना उत्पन्न करना ।
2. छात्र-छात्राओं में ईश्वर भक्ति की भावना के साथ-साथ, उनमें आस्तिकता की भावना उत्पन्न करना ।
3. धार्मिक रुचि का संवर्धन करना, अच्छी आदतें डालना ।
4. उन्हें देश एवं जाति की सेवा के प्रति कर्तव्यनिष्ठ बनाना ।
5. उत्तम ग्रंथों के माध्यम से स्वास्थ्य के प्रति रुचि जागृत करना ।
6. देश-धर्म की सेवा में जीवन लगाने वाले तथा उत्तम ग्रंथों की रचना द्वारा ज्ञान का संवर्धन करने वाले महापुरुषों के चरित्र से परिचय करवाना ।

नोट:

1. नैतिक शिक्षा पुस्तक पढ़ना ही काफी नहीं है, बल्कि अपने जीवन को धार्मिक व सदाचारी बनाना जरूरी है ।
2. कक्षा क्रम के अनुसार हवन से पहले बच्चों को दान के लिए प्रेरित किया जाए ।

अध्यापकों के लिए सामान्य निर्देश:

1. बच्चों को प्रतिदिन नैतिक मूल्यों की जानकारी देना ।
2. बच्चों को पुस्तक ज्ञान को अपने अंदर डालने के लिए प्रेरित करना ।

विद्यार्थियों के लिए सामान्य निर्देश:

1. विद्यार्थी कक्षा में अनुशासित ढंग से पठन-पाठन प्रक्रिया में भाग लें ।
2. अध्यापकों द्वारा दी गई शिक्षा पर अमल करें ।
3. मन्त्र, प्रार्थनाओं का नित्य अभ्यास करें ।
4. सदाचारी, शिष्टाचारी बनें व अनुशासन में रहें ।

अप्रैल

पाठ का नाम / विषय	कालांश	गतिविधियाँ	सहायक सामग्री
पाठ - 1 प्रार्थना	1	प्रार्थना को कंठस्थ करवाना व सुनना	-
पाठ-2 आर्य समाज/ जयघोष	2	आर्य समाज किन बातों का विरोधी है, चर्चा करना	श्रव्य सामग्री
पाठ-3 आर्य समाज के नियम(1-3)	2	व्याख्या द्वारा समझाना	दृश्यात्मक सामग्री

विषय संवर्धन गतिविधि: आर्य समाज के नियम / जयघोष प्रतियोगिता

मई

पाठ का नाम / विषय	कालांश	गतिविधियाँ	सहायक सामग्री
पाठ- 4 गायत्री मंत्र और उसका अर्थ	2	गायत्री मंत्र का उच्चारण एवं चर्चा	दृश्यात्मक सामग्री
पाठ-5 ईश्वर कहाँ है?	2	ईश्वर की महिमा बताना	-
पाठ-6 समर्पण (कविता)	1	कविता वाचन	पुस्तक
पाठ-7 सृष्टिकर्ता	2	ईश्वर की सत्ता पर चर्चा	-

विषय संवर्धन गतिविधि : गायत्री मंत्र बुलवाना

जून**ग्रीष्मावकाश****जुलाई**

पाठ का नाम / विषय	कालांश	गतिविधियाँ	सहायक सामग्री
पाठ-8 शिव कौन है? मृत्यु क्या है?	2	शिव व मृत्यु के बारे में जानकारी	चार्ट
पाठ-9 दयानंद प्रशस्ति	2	वाचन कौशल, लयबद्ध करवाना	-

अगस्त करवाए गए पाठ्यक्रम की दोहराई
सितंबर अर्ध वार्षिक परीक्षा

SUBJECT - PERFORMING ART

"Practice, like you've never won. Perform, like you've never lost."

Importance of Music & Dance:

Music and dance give great self-satisfaction and self confidence. It brings name, fame and riches i.e success in life. It has social, emotional, and spiritual benefits and gives happiness to life.

Instruction for Teachers:

1. Give the introduction about your topic and demonstrate.
2. Pay attention towards Non Performers.
3. Teacher should be well prepared.
4. The song should be selected according to class level.
5. Assessment of students should be done on regular basis.

Instruction for Students:

1. Move in queue to Music and Dance room.
2. Keep the shoes in shoes Rack.
3. Do the practice at home.
4. Don't touch anything without teacher's permission.

Aims:

1. To develop a context for aesthetic and artistic experience and the opportunity to develop personally and physically through participated in dance in an enjoyable environment.
2. To develop students' musical literacy and musical sense through joining music activities.

Objectives:

1. To enhance knowledge and understanding of dance as an aesthetic & artistic experience.
2. Cooperate with others in dance activities.
3. To develop self confidence.
4. Give chance to sing in front of audience in small functions in school.
5. Basic knowledge of maximum musical instruments.
6. To enhance the hidden talent in students.

APRIL TO MAY

Topic	No. of Days	Tools & Techniques	Teaching Aid
Tatkar Ekgun + Dugun	6	Demonstration with actions	Sound System
DAV Gaan	6	Demonstration with singing	Lyrics, Harmonium

JUNE SUMMER VACATION**JULY - AUGUST**

Topic	No. of Days	Tools & Techniques	Teaching Aid
Punjabi Folk Dance	6	Demonstration with actions	With sound system
Punjab Folk	6	Demonstration with singing (pronunciation)	With Mantras lyrics, Harmonium

AUGUST Revision of First Term Syllabus**SEPTEMBER FIRST TERM EXAMINATION****SUBJECT- HEALTH & PHYSICAL EDUCATION****Aims & Objectives:**

1. Interact with the natural world in a positive manner.
2. To develop qualities such as leadership, team spirit, sense of belongingness, Courage and self defence.
3. To make them participate in the activities for fun and enjoyment.
4. Exhibit movement with body control.
5. To ensure optimum growth of each child.
6. To make understand of hygienic fitness, protection and health care.
7. To bring overall awareness about health status.
8. To make people physically, mentally and emotionally strong and fit.
9. To develop self-confidence and courage among students.
10. To participate in team game for physical fitness enjoyment and team spirit.
11. To develop student's interest in exercise with confidence.
12. To make the children aware about health.

APRIL

Lesson-No Topic	No of Period	Tool & Techniques	Teaching Aid
Human Body Ques/ Ans 1 to5	02	Demonstration	Chart / Video
Race-50mt one leg	01	Body Movements	Lime Powder / Whistle

Lazium Exercise 1 To 6	02	Body Movements	Lazium / Drum/ Whistle
Game-River Bank	01	Body Movements	Lime Powder / Whistle

MAY

Lesson-No Topic	No of Period	Tool &Techniques	Teaching Aid
Movements Education Ques/ Ans 6to10	02	Demonstration	Chart / Video
Game-Find the Leader	01	Body Movements	Body Movements
Padamasana / Shavasana / Warming up exercise	01	Body Movements	Physically in Ground
Dumble -Exercise 1 To 6	02	Body Movements	Dumble / Drum/ Whistle
Forward roll	01	Body Movements	Body Movements

JUNE**SUMMER VACATION****JULY**

Lesson-No Topic	No of Period	Tool &Techniques	Teaching Aid
Game- Carrom Board	01	Demonstration	Carrom Board
Race- 100 mt	01	Body Movements	Lime Powder / Whistle
Yoga- Halasana Vajrasana	01	Body Movements	Physically in ground
P T Exercise 1 To 6	02	Body Movements	Body Movements / Whistle
WE & Our Environment Ques/ Ans 1to10	02	Demonstration	Vist Out Side / Video

Subject Enrichment Activities

1. Benefits of Yoga.
2. Benefits of PT Exercise, Dumble Exercise, Lazium Exercise.

AUGUST**Revision of First Term Syllabus****SEPTEMBER****FIRST TERM EXAMINATION**

ORAL / PRACTICAL CRITERIA**ENGLISH**

Sr. No.	Contents	Marks
1	Reading Skill	5
2	Writing Skill	5
3	Speaking (Conversion & Recitation)	5
4	Listening Skill (Comprehension)	5

MATHEMATICS

Sr. No.	Contents	Marks
1	Concept	5
2	Activity	5
3	Tables	5
4	Mental Ability	5

ਪੰਜਾਬੀ

Sr. No.	Contents	Marks
1	ਪੜ੍ਹਨ ਕਲਾ	5
2	ਲਿਖਣ ਕਲਾ	5
3	ਬੋਲਣ ਕਲਾ (ਕਵਿਤਾ ਉਚਾਰਨ ਵਾਰਤਾਲਾਪ ਸੰਬੰਧੀ ਪ੍ਰਸ਼ਨ)	5
4	ਸੁਣਨ ਕਲਾ (ਅਣਡਿਠਾ ਪੈਰਾ)	5

हिंदी

क्रमांक	सामग्री	अंक
1	पठन - पाठन कोशल	5
2	लेखन कला	5
3	वचन कला (बातचीत और कविता उच्चारण)	5
4	श्रवण कला (अपठित गद्यांश)	5

SCIENCE

Sr. No.	Contents	Marks
1.	Environment Sensitivity	5
2.	Project / Activity	5
3.	Group Discussion	5

GENERAL KNOWLEDGE

Sr. No.	Parameters of Assessment	Marks
1	Book Content	12
2	Scrap file	3
3	Current News	1
4	Self-Introduction	2
5	Condition of Book	1
6	Condition of Diary	1
7	Discipline	1
8	Uniform	1
9	Diary Content	3
	Total	25

PHYSICAL EDUCATION

Sr. No.	Event	Marks
1	Dumble Exercise	3
2	PT Exercise	3
3	Lazium	3
4	Race	3
5	Qusetion / Answer	3
6	Yoga	3
7	Game	3
8	Uniform	2
9	Discipline	2
	Total	25

COMPUTER

Practical Activity 1 (10 Marks)	Practical Activity 2 (10 Marks)	Practical Activity 3 (10 Marks)	Marks of Two Best Activities (10+10=20)	Short Practical 2 (10) + Long Practical 1 (10) + Viva (10) = 30 Marks (Oral / Practical Examination)	Total Marks = 50 Monthly Activities (20) + Oral / Practical Examination (30)

Students will be awarded grades as Computer / ICT is a Co - Scholastic Subject

PERFORMING ART

Dance	
1. Interest	5 Marks
2. Body Movement	5 Marks
3. Expression	5 Marks
Total	15 Marks

Music	
1. Interest	5 Marks
2. Rhythm	5 Marks
3. Melody	5 Marks
Total	15 Marks

Note: Five points grade scale: A, B, C, D and E

नैतिक शिक्षा

Term-I

1. पुस्तक, अनुशासन, वर्दी	3 अंक
2. प्रार्थना + कविता (3 + 2)	5 अंक
3. आर्य समाज के नियम	3 अंक
4. गायत्री मंत्र का अर्थ	2 अंक
5. प्रश्न / उत्तर	10 अंक
6. दयानंद प्रशस्ति	2 अंक
कुल	25 अंक

Term- II

1. आर्य समाज के नियम	3 अंक
2. प्रार्थना + बाल प्रतिज्ञा	3 अंक
3. मंत्र उच्चारण	2 अंक
4. शिष्टाचार के नियम	2 अंक
5. प्रश्न / उत्तर	8 अंक
6. अनुशासन / वर्दी / पुस्तक	3 अंक
7. वाक्य - महात्मा बुद्ध / महात्मा गाँधी / महारानी लक्ष्मी बाई	2 अंक
8. कविता पुष्प की अभिलाषा	2 अंक
कुल	25 अंक

Second Term (October to March)**SUBJECT: ENGLISH****OCTOBER**

Lesson no. / Topic	No. of periods	Activities	Art Integration Activity	Teaching Aids
Lesson -1 The Rich Lady and the Artist (Reader Book)	4	Circle the verbs	Re- arrange the story	Text Book, Notebook, Interactive White Board
Poem- Curious Town (Reader Book)	1	Students will recite the poem in class		Text Book
Creative Writing- Picture Composition (Page no. 52) Reader Book	1	Students will write funny things about the picture		Reader Book
Tape Script Reader Book (Page no. 50)	1	Listening Skill		Stereo, CD, Text Book
Unit-7 (Verbs)	3			Practice Book
Unit-8 (Adverbs) Practice Book	2	Worksheet		Practice Book
Essay- Morning Walk	1	Students will write essay after teacher's guidance (Guided Composition)		Notebook
Three Forms of Verb(20)	1	Students will speak forms of verb in singing way		Flashcards, video
Tenses (Present Continuous, Past Continuous,	2	Worksheet		Notebook, E-Smart Content

Future Continuous)				
Homophones (15)	1	Each student will tell one-one homophone		Real life Objects , charts
Composition - My Country	1	Students will write essay after teacher's guidance		Notebook

Subject Enrichment Activity- Listening Skill

Note: It is mandatory to conduct test after completion of each and every chapter / topic.

NOVEMBER

Lesson no. / Topic	No. of Periods	Activities	Art Integration Activity	Teaching Aid
Lesson- 2 The Foolish Men (Reader Book)	5	Make a story (Page no. 17) Curriculum Guidelines		Reader Book
Clever Fox (Read it Yourself from Reader Book)	1	Students will read this lesson in the class. Teacher will ask questions.		Reader Book
Fantasy -Poem (Reader Book Page no. 66)	1	Students will recite the poem by using Gestures, Expression and Voice Modulation		Text Book
Lesson-3 In the Land of Lilliput (Reader Book)	5	-	Picture Description of the chapter	Text Book, Notebook, Interactive White Board
Practice Book Unit-9 Tenses	2	Teacher will write different sentences on the board and students will tell which tense is this.		Practice Book, Chart, Flash cards
Unit -10 Subject and Predicate	2	Each Student will identify the subject and predicate		Practice Book
Unseen Comprehension	1	Students will answer the questions		Practice Book, Interactive

Passage- Sushi (Page no. 120, 121) Practice Book				White Board
Composition- My Country	1	Students will write essay after teacher's guidance		Notebook
Tenses (Present Perfect, Past Perfect, Future Perfect)	1	Worksheet		Notebook, E-Smart Content

Subject Enrichment Activity- Story Telling Contest

Note: It is mandatory to conduct test after completion of each and every chapter / topic

DECEMBER

Lesson no. / Topic	No. of periods	Activities	Art Integration Activity	Teaching Aids
Lesson- 4 King Thrushbeard	4		Role Play	Text Book, Interactive White Board
Tape Script- Reader Book (Page no. 76)	1	Students will Complete the Questions		Stereo, CD, Text Book
Practice Book Unit-11 Interrogative	2	Students will converse with each other by using different question tags		Practice Book, E-Smart Board
Unit -12 Conditionals	2			Practice Book, E-Smart Board
Unseen Comprehension Passage- The Lark's Nest (Page no. 122, 124) Practice Book	1	Brain Storming		Practice Book, Interactive White Board
Application for Remission	1	Students will learn how to write		Notebook, Interactive/

of fine		Application		Green Board
Letter to your friend inviting him to spend winter break with you	1	Students will learn how to write Letter		Notebook, Interactive/ Green Board
Degrees of Adjectives(20)	1	Teacher will explain them about Positive, comparative and superlative degrees		Notebook, Real life examples
Creative Writing, Topic- How I spent my last Sunday	1	Students will write their own views/experience		Notebook
Tenses (Present Perfect Continuous, Past Perfect Continuous, Future Perfect Continuous)	2	Worksheet		Notebook, E-Smart Content

Subject Enrichment Activity- Poem Recitation
Subject Enrichment Activity of January Month- Extempore
JANUARY / FEBRUARY Revision of whole syllabus
MARCH ANNUAL EXAMINATION
विषय - हिंदी

अक्तूबर				
पाठ का नाम / विषय	कालांश	कला एकीकृत गतिविधि	गतिविधि	सहायक सामग्री
पाठ-9 नानी की नाव चली (भाषा माधुरी + अभ्यास)	2	-	कविता उच्चारण हाव भाव सहित	पाठ्य पुस्तक
पाठ - 10 एक बौना और लकड़हारा (भाषा माधुरी)	3	अभिनय करना	-	पाठ्य पुस्तक

पाठ-10 (भाषा अभ्यास)	2	-	संवाद बुलवाना	पाठ्य पुस्तक
पाठ-11 मौसम (भाषा माधुरी)	3	-	ऋतुओं पर चर्चा + चित्र लगाओ	ई- स्मार्ट
पाठ-11(भाषा अभ्यास)	2	-	लेखन कौशल	पाठ्य पुस्तक
निबंध – मेरा देश	2	-	भारत देश पर वाक्य बुलवाना	-
अपठित गद्यांश	1	-	लेखन कौशल	कार्य प्रपत्र

नवम्बर

पाठ का नाम / विषय	कालांश	कला एकीकृत गतिविधि	गतिविधि	सहायक सामग्री
पाठ-12 आँख मिचौनी(भाषा माधुरी)	2	-	सांकेतिक पठन कला	पाठ्य पुस्तक
पाठ-13 चतुर चित्रकार (भाषा माधुरी)	3	-	शब्द रेल	पाठ्य पुस्तक
पाठ-13 भाषा अभ्यास	2	-	कहानी का प्रारूप समझाना	पाठ्य पुस्तक
पाठ-14 एक थी स्वाति (भाषा माधुरी)	3	-	राष्ट्रीय वीरता पुरस्कारों के बारे में बताना	ई- स्मार्ट
पाठ-14 भाषा अभ्यास	2	-	विज्ञापन लेखन	पाठ्य पुस्तक
निबंध – दीवाली	2	-	निबंध का प्रारूप बताना	
विशेषण व विशेष्य और काल व उसके भेद की परिभाषा	2	-	मटका गेम	ई- स्मार्ट

गिनती 21 - 40	1	-	अनुक्रमांक लिखवाना	ई- स्मार्ट
दिसंबर				
पाठ का नाम / विषय	कालांश	कला एकीकृत गतिविधि	गतिविधि	सहायक सामग्री
पाठ-15 होली के रंग हज़ार (भाषा माधुरी)	3	-	होली के दौरान ध्यान देने योग्य बातों पर चर्चा	पाठ्य पुस्तक + ई- स्मार्ट
पाठ-15 (पत्र+भाषा अभ्यास)	2	-	लेखन कौशल	पाठ्य पुस्तक
पाठ-16 ऐसे भी बच्चे (भाषा माधुरी)	3	बाल मज़दूरी पर भाषण	-	पाठ्य पुस्तक
पाठ-16 भाषा अभ्यास	2	-	-	--
पाठ-17 कोयल (भाषा माधुरी)	2	-	मीठा बोलने के महत्त्व पर चर्चा	ई- स्मार्ट
पाठ-17 भाषा अभ्यास	2	-	श्रुतलेख	--
पाठ-18 खत पहुँचा सक्को को (भाषा अभ्यास + माधुरी)	2	-	फोन पर बात करना (अभिनय)	पाठ्य पुस्तक
जनवरी / फरवरी	दोहराई			
मार्च	वार्षिक परीक्षा			

SUBJECT - MATHEMATICS

OCTOBER

UNIT NO. / Topic	No. of Periods	Activities	Art integration Activities	Teaching Aids/ Technology
Unit 5: Length	5	Heights of students	---	Inch tape, Scale, Interactive white board

Unit 6: Weight	5	Real life objects	---	Textbook, Green board, Measuring Units
Unit 7: Capacity	4	---	Measure the capacity(Curriculum guidelines Page 55)	Beakers, Cubes, E- Smart Contents
Table 14 to 16	1	Video	---	E- Smart Contents, Notebook

Subject Enrichment Activity:- Be in a situation

NOVEMBER

UNIT NO. / Topic	No. of Periods	Activities	Art integration Activities	Teaching Aids/ Technology
Unit 8: Time and Calendar	7	---	Making Clock and Calendar	Clock, Calendar, Green board
Unit 10: Angles	6	Demonstration by using body parts	Dance Moves	Notebook, E-Smart Contents, Pens
Table 17 and 18	1	Video	---	E- Smart Contents, Notebook

Subject Enrichment Activity:- Making Clock and Calendar

DECEMBER

UNIT NO./ Topic	No. of Periods	Activities	Art integration Activities	Teaching Aids/ Technology
Unit 9: Fractions	8	Fraction disc Apparatus (Curriculum guidelines Page 57)	--	Text book, Two or Three Colored Sheets, E- Smart Contents
Unit 13: Volume	3	Objects at home (Curriculum guidelines Page 62)	---	Real Objects, Green Board, Interactive Board
Table 19 and 20	1	Video	----	E- Smart contents , Notebook
Unit 14: Fun with Patterns	2	---	Display Patterns Pictures (Curriculum guidelines Page 63)	Drawing Sheets, Colors, Text book, Green Board

Subject Enrichment Activity:- Objects at home

JANUARY/ FEBRUARY Revision of whole syllabus

MARCH ANNUAL EXAMINATION

SUBJECT- SCIENCE

OCTOBER

Lesson no. / Topic	No of periods	Teaching Aids/ Technology	Activities	Art Integration
Lesson-6 Insects	7	Different insects & specimen of Life cycle of silk moth	(i) Paste pictures of useful/harmful insects in scrap file	1. Diagram of an insect 2. Life Cycle of silk moth
Lesson -7 Food	7	(i) Flash cards (ii) E-smart board	i) Project work - Paste pictures of food containing ii) Group Discussion - Food	

Subject Enrichment Activities:- (Mind Mapping) Different type of foods

NOVEMBER

Lesson no. / Topic	No of periods	Teaching Aids/ Technology	Activities	Art Integration
Lesson-8 Water scarcity & conservation of water	8	E-smart board	(i) Diagram of rain water harvesting (ii) Group discussion - Water (ii) Celebrating water conservation day through poster/slogan writing in scrap file	
Lesson 9 Safe handling and storage of water Reading and book exercise	6	i) Show filtration by filter paper ii) E-smart board		Diagram of filtration 1. Ladle 2. Different type of containers

Subject Enrichment Activity: Group Discussion- How to Conserve Water and Safe Handling

DECEMBER

Lesson no./ Topic	No of periods	Teaching Aids/ Technology	Activities	Art Integration
Lesson-9 (Safe handling and storage of water)	8	Green Board	Question Answer and Extra Work Diagram- Containers, traditional Filter and Ladle	
Lesson -10 Water pollution	8	E-smart board	i) Project Work- Paste pictures of water pollution to make collage in Scrap File (ii) Group discussion- Causes, Effects, Prevention of water pollution	

JANUARY / FEBRUARY

Revision of whole Syllabus

MARCH

ANNUAL EXAMINATION

SUBJECT - SOCIAL SCIENCE

OCTOBER

Lesson No./ Topic	No.of Periods	Activities	Art Integration Activities	Teaching Aids/ Technology
LESSON-7 The works We Do	6	Something to do	Students will write some lines on Skilled and unskilled worker on assignment sheet	Textbook, Charts/PPT
LESSON-8 Leisure Time	7	Identify the sport persons	Students will play one leisure time game in class room	Textbook, Chart of Indoor games

NOVEMBER

Lesson No./ Topic	No.of Periods	Activities	Art Integration Activities	Teaching Aids/ Technology
LESSON-9 Directions	6	Something to do	Draw a compass on notebook	Textbook, Compass, Globe and PPT

LESSON-10 Travels and Tours	6	Something to do	Draw map symbols on notebook	Textbook, E-Smart board
-----------------------------------	---	--------------------	------------------------------------	----------------------------

DECEMBER

Lesson No./ Topic	No.of Periods	Activities	Art Integration Activities	Teaching Aids/ Technology
LESSON-11 Let us Travel	6	Something to do	Students can collect images of different types of transportation and make a flow chart on note book	Textbook and pictures of modes of transport
LESSON-12 Let us communicate	6	Something to do		Textbook , Newspaper & magazines
LESSON-13 India-Our Motherland	6	Name the countries which have larger area than India	Write top 6 countries name on note book	Textbook, Chart of different landforms

JANUARY / FEBRUARY
MARCH

Revision of whole Syllabus
ANNUAL EXAMINATION

ਵਿਸ਼ਾ - ਪੰਜਾਬੀ

ਅਕਤੂਬਰ

ਪੁਸਤਕ	ਪਾਠ/ਵਿਸ਼ਾ	ਕੁੱਲ ਪੀਰੀਅਡ	ਗਤੀਵਿਧੀ	ਕਲਾਕ੍ਰਿਤੀ	ਅਧਿਆਪਨ ਸਮੱਗਰੀ
ਕਰੁੰਬਲਾਂ	ਪਾਠ-10 ਸਾਹਿਬਜ਼ਾਦਿਆਂ ਦਾ ਸੁਨੇਹਾ	3	ਕਵਿਤਾ ਉਚਾਰਨ		ਪੁਸਤਕ, ਈ-ਸਮਾਰਟ
	ਪਾਠ-11 ਗਦਰੀ ਬਾਬਿਆਂ ਦਾ ਮੇਲਾ ਤੇ ਪੇਂਟਿੰਗ ਮੁਕਾਬਲੇ	3	ਪੰਜਾਬੀ ਸੱਭਿਆਚਾਰ ਸੰਬੰਧੀ ਜਾਣਕਾਰੀ ਦੇਣਾ	ਪੰਜਾਬੀ ਸੱਭਿਆਚਾਰ ਸੰਬੰਧੀ ਚਿੱਤਰ ਬਣਾਓ	ਪੁਸਤਕ, ਈ-ਸਮਾਰਟ
	ਪਾਠ-12 ਭਾਰਤ ਮਾਂ ਦਾ ਸੱਚਾ ਸਪੂਤ(ਮੌਖਿਕ)	2	ਅਣਡਿੱਠਾ ਪੈਰਾ		ਪੁਸਤਕ, ਈ-ਸਮਾਰਟ

ਗਿਆਨ ਸਰੋਵਰ	ਪਾਠ-6 ਨਾਂਵ	2	ਵਿਆਖਿਆ ਵਿਧੀ	ਸ਼ਬਦ ਰੇਲ	ਵਿਆਕਰਨ ਪੁਸਤਕ, ਈ-ਸਮਾਰਟ
	ਅਸੁੱਧ-ਸੁੱਧ (ਦੂਜੀ ਲਾਈਨ)	1	ਮਟਕਾ ਗੇਮ		ਵਿਆਕਰਨ ਪੁਸਤਕ, ਬੋਰਡ

ਨਵੰਬਰ

ਪੁਸਤਕ	ਪਾਠ/ਵਿਸ਼ਾ	ਕੁੱਲ ਪੀਰੀਅਡ	ਗਤੀਵਿਧੀ	ਕਲਾਕ੍ਰਿਤੀ	ਅਧਿਆਪਨ ਸਮੱਗਰੀ
ਕਰੁੰਬਲਾਂ	ਪਾਠ- 13 ਮਨੁੱਖ ਦੀ ਤੀਸਰੀ ਅੱਖ- ਵਿੱਦਿਆ	3	ਪੜ੍ਹਾਈ ਦੇ ਮਹੱਤਵ ਬਾਰੇ ਦੱਸਣਾ		ਪੁਸਤਕ, ਈ-ਸਮਾਰਟ
	ਪਾਠ-14 ਸ਼ਰਾਰਤੀ ਬਾਂਦਰ	3			ਵੀਡੀਓ
	ਪਾਠ-15 ਫਲਾਂ ਦਾ ਰਾਜਾ	3	ਵਾਰਤਾਲਾਪ ਕਰਵਾਉਣਾ	ਫਲਾਂ ਦੀਆਂ ਤਸਵੀਰਾਂ ਚਿਪਕਾਓ	ਪੁਸਤਕ, ਈ-ਸਮਾਰਟ
ਗਿਆਨ ਸਰੋਵਰ	ਵਚਨ ਬਦਲੋ (ਦੂਜੀ ਲਾਈਨ) ਪੰਨਾ ਨੰ: 80	2	ਕੁਇਜ਼		ਵਿਆਕਰਨ ਪੁਸਤਕ, ਬੋਰਡ
	ਲੇਖ- ਰੁੱਖਾਂ ਦੇ ਲਾਭ ਦੀਵਾਲੀ	3	ਆਓ ਗੱਲਾਂ ਕਰੀਏ		ਪੁਸਤਕ
	ਲਿੰਗ ਬਦਲੋ (ਦੂਜੀ ਲਾਈਨ) ਪੰਨਾ ਨੰ: 73 ਪਾਠ -7 ਪੜਨਾਂਵ	1 1	ਗਰੁੱਪ ਖੇਡ		ਪੁਸਤਕ
	ਮੁਹਾਵਰੇ (11-20) ਤਸਵੀਰ ਵਰਣਨ	2 1	ਚਿੱਤਰ ਵੇਖ ਕੇ ਮੁਹਾਵਰੇ ਦੱਸੋ ਵਰਕਸ਼ੀਟ		ਫਲੈਸ਼ ਕਾਰਡ ਤਸਵੀਰ

ਦਸੰਬਰ

ਪੁਸਤਕ	ਪਾਠ/ਵਿਸ਼ਾ	ਕੁੱਲ ਪੀਰੀਅਡ	ਗਤੀਵਿਧੀ	ਕਲਾਕ੍ਰਿਤੀ	ਅਧਿਆਪਨ ਸਮੱਗਰੀ
ਕਰੁੰਬਲਾਂ	ਪਾਠ- 16 ਬੇਬੇ ਪ੍ਰਿੰਸੀ ਦਾ ਵਿਹੜਾ	3	ਖੇਡ ਗੀਤ ਸੁਣਾਉਣੇ		ਪੁਸਤਕ, ਈ-ਸਮਾਰਟ
	ਪਾਠ-17 ਵਿਸਾਖੀ ਦਾ	3	ਪੰਜਾਬ ਦੇ ਕੋਈ 5 ਮੇਲਿਆਂ ਦੇ ਨਾਂ ਦੱਸੋ	ਪੰਜਾਬ ਦੇ ਕੋਈ 5 ਮੇਲਿਆਂ ਦੇ ਨਾਂ	ਪੁਸਤਕ, ਈ-ਸਮਾਰਟ

	ਗੀਤ			ਲਿਖਵਾਓ	
	ਪਾਠ-18 ਕੱਲੂ ਨਾਮ ਕਾਲ ਦਾ	3	ਸਮੇਂ ਦੇ ਮਹੱਤਵ ਬਾਰੇ ਦੱਸਣਾ		ਪੁਸਤਕ, ਈ-ਸਮਾਰਟ
ਗਿਆਨ ਸਰੋਵਰ	ਪਾਠ-8 ਵਿਸ਼ੇਸ਼ਤਾ ਪਾਠ- 9 ਕਿਰਿਆ	2 2	ਪੈਰੋ ਵਿਚੋਂ ਪੜਨਾਂਵ, ਵਿਸ਼ੇਸ਼ਤਾ ਕਿਰਿਆ ਸ਼ਬਦ ਚੁਣੋ		ਬੋਰਡ, ਪੁਸਤਕ
	ਵਿਰੋਧੀ ਸ਼ਬਦ (ਦੂਜੀ ਲਾਈਨ) ਪੰਨਾ ਨੰ: 67	1	ਮਟਕਾ ਗੇਮ		ਪੁਸਤਕ
	ਅਰਜੀ-ਫੀਸ ਮੁਆਫੀ ਲਈ ਪੱਤਰ-ਪਿਤਾ ਜੀ ਤੋਂ ਪੈਸੇ ਮੰਗਵਾਉਣ ਲਈ	1 1	ਭਾਗ ਵੰਡ ਦੱਸਣੀ		ਪੁਸਤਕ

ਜਨਵਰੀ / ਫਰਵਰੀ

ਕੀਤੇ ਗਏ ਕੰਮ ਦੀ ਦੁਹਰਾਈ

ਮਾਰਚ

ਸਲਾਨਾ ਪ੍ਰੀਖਿਆ

SUBJECT - COMPUTER**OCTOBER**

Chapter No./ Name of Chapter	No. of Periods	Lab Activities	Teaching Aids
Chapter - 5 LOGO - II	9	1. Special commands of LOGO. 2. Draw various Shapes using LOGO.	E-Smart Board, Keyboard, LOGO

NOVEMBER

Chapter No./ Name of Chapter	No. of Periods	Lab Activities	Teaching Aids
Chapter - 6 Writer- Getting Started	9	1. Components of Writer 2. Saving, Opening & Closing of Files.	E-Smart Board, Stylus, Computer System Pre loaded with Open Office -Writer

DECEMBER

Chapter No./ Name of Chapter	No. of Periods	Lab Activities	Teaching Aids
Chapter -7 Editing in Writer	5	1. Tools of Open Office- Writer. 2. Commands used in Open Office-Writer.	E-Smart Board, Stylus, Open Office-Writer
Chapter - 8 Internet as a Pool of Information	4	1. Introduction of Internet, Uses of Internet. 2. Internet services – Search Tools. 3. Validation Information.	E-Smart Board, Stylus, Computer System with Web Browsers, OO Writer
JANUARY/ FEBRUARY		Revision + Oral / Practical Examination	
MARCH		ANNUAL EXAMINATION	

SUBJECT - VISUAL ART**OCTOBER**

Step By Step	Drawing file	No. of Periods	Teaching Aids	Activity
Page No. 22to27 (Composition + Perspective)	Draw and colour a landscape	4	Candle, lamp, decorative material, fevicol, sparkles	Lamp and candle decoration

NOVEMBER

Step By Step	Drawing file	No. of Periods	Teaching Aids	Activity
Page No. 28 to 34(Poster)	Draw and colour seascape	6	Colourful charts, fevicol,sketches,ri bbon etc	Mask making on endangered species

DECEMBER

Step By Step	Drawing file	No. of Periods	Teaching Aids	Activity
Page No. 35to 40 (cartoon study)	Draw and colour a design	5	Red glaze paper, glue cotton, sketches	Paper folding (Santa claus)

JANUARY/ FEBRUARY

Revision of whole Syllabus + Class Tests and Periodic

MARCH**ANNUAL EXAMINATION**

SUBJECT - GENERAL KNOWLEDGE**OCTOBER**

Unit No. and Name	No. of Periods	Activity	Teaching Aids
UNIT IV Art and Culture	4	Scrap File Work 1. Make a collage on famous Temples of INDIA. 2. Paste any 5 pictures Traffic Signs.	Kid Wiz Book + E-smart Board

NOVEMBER

Unit No. and Name	No. of Periods	Activity	Teaching Aids
UNIT VI Sports and Games	4	1. Paste 5 pictures of famous sport personality of India. 2. Paste any 4 pictures of national sport Awards in India.	Kid Wiz Book + E-smart Board
School Code of Conduct	1	Class discussion on School Code of Conduct + Houses Information	School Diary

DECEMBER

Unit No. and Name	No. of Periods	Activity	Teaching Aids
UNIT V Math Magic	4	1. Page no. 57 Try it out. 2. Prepare a fact file about any great mathematician.	Kid Wiz Book + E-smart Board + Worksheet on Maths Magic

JANUARY / FEBRUARY Revision of whole Syllabus
MARCH ANNUAL EXAMINATION

विषय - नैतिक शिक्षा

अक्तूबर			
पाठ का नाम / विषय	कालांश	गतिविधियाँ	सहायक सामग्री
पाठ - 10 बाल प्रतिज्ञा	1	कविता का उच्चारण	--
पाठ-11 सत्य	2	सत्य पर छात्रों के विचार जानना	--

पाठ- 12 सहनशील दादू	2	सहनशीलता पर कुछ वाक्य कंठस्थ करवाना	--
पाठ- 13 महाराजा रणजीत सिंह की उदारता	1	मौखिक	दृश्यात्मक प्रस्तुतिकरण

नवंबर

पाठ का नाम / विषय	कालांश	गतिविधियाँ	सहायक सामग्री
पाठ- 14 प्रार्थना, आर्य समाज के नियम (4-6)	1	प्रार्थना सुनना	चार्ट
पाठ-15 महावीर स्वामी	2	जैन धर्म के अन्य महापुरुषों का वर्णन करना	चिट्स
पाठ-16 महात्मा बुद्ध	2	स्वामी जी के जीवन की घटनाओं का वर्णन	--

विषय संवर्धन गतिविधि: हम बालकों की ओर भी ध्यान कविता सुनाएँगे ।

दिसंबर

पाठ का नाम / विषय	कालांश	गतिविधियाँ	सहायक सामग्री
पाठ-17 महात्मा गांधी	2	पाठ में से मुख्य तिथियाँ याद करवाना ।	दृश्यात्मक प्रस्तुतिकरण
पाठ -18 महारानी लक्ष्मीबाई (मौखिक)	1	--	--
पाठ-19 पुष्प की अभिलाषा (कविता)	1	छात्रों से व्याख्या सुनना ।	चार्ट
पाठ-20 शिष्टाचार + पाठ - 22 मंत्र	2	शिष्टाचार के नियमों की जानकारी देना । मंत्र बुलवाना ।	--

विषय संवर्धन गतिविधि: शिष्टाचार पर वाक्य लिखेंगे ।

जनवरी / फरवरी पाठ्यक्रम की दोहराई
मार्च वार्षिक परीक्षा

SUBJECT - PERFORMING ART**OCTOBER- NOVEMBER**

Topic	No. of Days	Tools & Techniques	Teaching Aid
Maharashtra + Western Dance	6	Demonstration with steps	With sound system
Shabad	6	Demonstration with Harmonium & Singing	With Harmonium, Lyrics

DECEMBER

Revision

JANUARY / FEBRUARY

Revision of whole Syllabus

MARCH**ANNUAL EXAMINATION****SUBJECT-HEALTH & PHYSICAL EDUCATION****OCTOBER**

Lesson No. / Topic	No of Period	Tool & Techniques	Teaching Aid
Warming up exercise	01	Body Movements	Body Movements
Game- Two dog & a Bite	01	Game Fundamental / Body Movements	Hanky/ Tyre/ Whistle
Dumble -Exercise 1 to 6	02	Body Movements	Dumble / Drum/ Whistle
Food & Nutrition Ques/ Ans 1 to 5	02	Demonstration	Chart / Video

November

Lesson No. / Topic	No of Period	Tool & Techniques	Teaching Aid
Safety & Security Ques / Ans 6 to 10	02	Demonstration	Chart / Video
Game-Find the leader	01	Game Fundamental	Body Movements
Race-100 mt	01	Body Movements	Lime Powder/ Whistle
P T Exercise 1 to 6	02	P T Exercise	Body Movements
Bhujangasana / Tarasana	01	Body Movements	Physically in Ground

DECEMBER

Lesson No. / Topic	No of Period	Tool & Techniques	Teaching Aid
Social health/ Consumer health & sports services Ques/ Ans 1to10	02	Demonstration	Chart / Video
Activities Ball Handling / Catching	01	Body Movements	Ball
Padamasana Halasana	01	Body Movements	Physically in Ground
Lazium Exercise 1 to 6	02	Body Movements	Lazium / Whistle
Game-Dodge bal	01	Demonstration	Play Ground

Subject Enrichment Activities

1. Benefits of Yoga.
2. Benefits of PT Exercise, Dumble Exercise, Lazium Exercise.

JANUARY/ FEBRUARY

Revision of whole Syllabus

MARCH**ANNUAL EXAMINATION**



ओ३म्
DAV PUBLIC SCHOOL SAMANA
(SENIOR SECONDARY)
CBSE AFFILIATED-1630571



NEAR CHAK AMRITSARIA PATRAN ROAD, SAMANA - 147101, DIST. PATIALA (PB)

List of Activities under Ek Bharat Shreshta Bharat

Sr.No	Description of Activity	Month/Day/ Location	Learning Outcome
1	Exposure of students to the alphabets, songs, proverb and 100 sentences in the languages of the partnering State/UT.	Academic Year/ Every Week / school premises	It will develop the linguistic capacity of the students.
2	Essay Competition among students in the language of the partnering State/UT	Academic Year	It will develop multi-linguistic skills in students.
3	Drama/Role Play on culture, history, the tradition of partnering State/UT.	Academic Year/school premises	The students will be able to learn the culture of the partnering State/UT.
4	Identification/translation and dissemination of similar proverbs in the language of partnering State/UT.	Academic Year	The students will be able to learn the language and culture of the Partnering state/UT.
5	“Themed Display Board/Wall magazine” on the partnering state. (Historical Monuments, Dressing Style, painting, handicrafts, alphabet and basic sentences of the partnering State/UTs).	Round the Year/ school premises	The pictorial representation will help them in learning and Understanding about partnering States/UTs.
6	Pledge on Swachhta/ Single-use plastic/water saving/ National Unity in the language of partnering states/UTs	At least two times every month/ Schools' premises during morning assembly.	The students will have exposure to partnering state language. Enhance social responsibility among students.

7	“Questions/ Answer session” (Quiz) on partnering States/UTs. (Know Your Partner States/UTs)	Once in a month/ Morning Assembly.	It will help students to remember the important facts about partnering States/UTs.
8	“State Day Celebration” of partner State/UT	On State Day/ School Premises	It will develop a sense of unity among the students of both the States/UTs.

Dr Mohan Lal Sharma

Principal



DAV PUBLIC SCHOOL SAMANA (SENIOR SECONDARY)



CBSE AFFILIATED-1630571

NEAR CHAK AMRITSARIA PATRAN ROAD, SAMANA - 147101, DIST. PATIALA (PB)

ECO CLUB

An Eco-Club is a group of school teachers & students interested in environmental issues and willing to make significant contribution to society.

OBJECTIVES:

- To make children understand environment and environmental problems.
- To provide environmental education opportunities for school children.
- To utilize the unique position of school children as conduits for awareness of the society at large.
- To facilitate children's participation in decision making in areas related to environment & development.
- To bring children into direct contact with the environmental problems being faced by society they live in and make them think of solutions.
- To involve children in action based programmes related to environment in their surroundings.
- To aware students with various ways to conserve water.
- To motivate students to conserve and collect Rain water.

Activities for ECO CLUB:

S. No	Activity name
1.	Earth Day Celebration- Speech in Assembly & Kachhra Samadhan Mahotsav
2	Say No to Plastic Tiffin and ALUMINIUM foil
3.	Visit to sewage waste management plant & Conservation of water plant
4.	Tree Plantation Drive. (Vanmahotsav celebration)
5.	Say no to Plastic Bags Introduction of Eco friendly bags
6.	Cleaning of various labs of school.

7.	Motivate students to conserve water by engaging them in various activities
8.	Constitute a School Water Management Committee
9	Students can be made to visit a water treatment plant in the area to witness water processing and other places where conservation practices are being adopted.
10.	Sharam Daan for Cleanliness of school Garden.
11	Let's talk about fuel and electricity importance and management.
12	Rally -Say no to Crackers
13	Waste Management - - Measures for minimization of waste -Increasing value by reducing, reusing and recycling as much as possible. - Paper recycling and paper Mache artwork from waste paper - Segregation of waste and Composting
14	Nature Walk and Nature Watch

Eco-Club Committee

**Principal
Dr. Mohan Lal Sharma**



DAV PUBLIC SCHOOL SAMANA
(SENIOR SECONDARY)
CBSE AFFILIATED-1630571



MEDICAL PLANNER FOR CLASSES 4th to 10+2 (SENIOR)
SESSION: 2020-2021

MONTH	TOPICS
APRIL	World Health Day topic: Health for all (Regarding Corona Virus)
MAY	BREAKFAST - A Great Way To Start The Day! + DEHYDRATION - When Your Body Needs More Water
JUNE	HOMEWORK - Get into the Habit + DISCIPLINE - Keeping the Rules
JULY	Fear in Decision Making + Don't Blame The Distractions, Improve Your Focus
AUGUST	GOOD POSTURE - Looking After Your Back + MEDITATION - Helping People Sort Things Out
SEPTEMBER	Dental hygiene
OCTOBER	Anger Management (Stress, Anxiety, Depression/Managing Your Feelings) + A Rhythm of health - HEART BEAT
NOVEMBER	Are you ready for winter? (Cold, Flu, Sore Throat) + Caring of Your Skin
DECEMBER	Hygiene and Puberty + Are you a Bystander to Bullying?
JANURAY	Use of Internet/Computer Games/Mobile Phones
FEBRUARY	RESPECT - A Way of life
MARCH	RESILIENCE - Don't Let Things Get You Down + CONFIDENCE - Put Your Best Foot Forward!

School Medical Officer
Dr Harsimran Kaur

Dr Mohan Lal Sharma
Principal

Test Schedule- Classes - 4th to 7th

Day	4 th	5 ^h	6 th	7 th
Monday	Science	Social Science	Hindi	English
Tuesday	Social Science	Hindi	Maths	Science
Wednesday	English	Punjabi	Social Science	Maths
Thursday	Punjabi	English	Science	Hindi
Friday	Hindi	Maths	Punjabi	Social Science
Saturday	Maths	Science	English	Punjabi

Calender Activities (Session- 2020-21)

Sr. No.	Month	Activities Name	Responsible Teachers
1	April	Collage on Know your Monuments	Class In-Charges + Social Science Teachers
2	May	Role Play	Class In-Charges + English Teachers
3	July	Young Hands at Work Maintenance of School Garden	Class In-Charges
4	August	Teej Celebration	Primary Block
5	October	Visit OLD AGE HOME चलो खुशियाँ बाँटें	Class In-Charges
6	November	DAV Metro Channel Presentation on Song / Dance / Skit	Class In-Charges + Music & Dance Teachers
7	December	Shaheedi Jor Mela	Primary Block
8	January	Kite Making and Flying with Values write on it	Class In-Charges + Art & Craft Teachers
9	February	Jumbles can be Fun	Class In-Charges + Maths Teachers

Important Days (Awareness)

Session 2020-21

APRIL

<u>S.No</u>	<u>Date</u>	<u>Day</u>	
1	2 nd April	Thursday	Ram Navami
2	6 th April	Monday	Mahavir Jayanti
3	7 th April	Tuesday	World Health Day
4	8 th April	Wednesday	Arya Samaj Sathapana Diwas, New Session Beginning 1 st to 10+2 (Hawan Yajna) Mangal Kamna Diwas
5	10 th April	Friday	New Session Beginning LKG & UKG (Shubhaarambh)
6	13 th April	Monday	Jallianwala Bagh Massacre
7	14 th April	Tuesday	Dr. B.R. Ambedkar Jayanti
8	18 th April	Saturday	World Heritage Day, Welcome Fiesta: LKG to 3 rd
9	19 th April	Sunday	Mahatama Hansraj Jayanti
10	22 nd April	Wednesday	World Earth Day - (Celebration by Science Department)
11	23 rd April	Thursday	World Book Day, English Language Day- (Celebration by English Department)
12	25 th April	Saturday	Parshuram Jayanti, World Malaria Day
13	29 th April	Wednesday	International Dance Day

MAY

<u>S.No</u>	<u>Date</u>	<u>Day</u>	
1	1 st May	Friday	Labour Day -(SEWA Projects-By Sports Department) (Role Play- Our Helpers -by class 5 th)
2	3 rd May	Sunday	World Press Freedom Day
3	4 th May	Monday	Students Council Interview- (By All Houses)
4	5 th May	Tuesday	
5	7 th May	Thursday	Tagore Jayanti, Buddha Purnima- (Tribute by Running House)
6	8 th May	Friday	World Red Cross Day- (By First Aid Committee/ SEWA Project)

7	10 th May	Sunday	Mothers day- (Celebration by 1 st & 2 nd Class)
8	11 th May	Monday	National Technology Day
9	15 th May	Friday	International Family Day
10	17 th May	Sunday	World Telecommunication & Information Society Day
11	23 rd May	Saturday	Interaction with Parents- PTM (Classes- 6 th to 10+2)
12	24 th May	Sunday	Common Wealth Day
13	25 th May	Monday	Eid-UI-Fitr
14	26 th May	Tuesday	Guru Arjan Dev Ji Martyrdom Day
15	27 th May	Wednesday	Investiture Ceremony- (By all Houses)
16	30 th May	Saturday	Interaction with Parents- PTM (Classes- LKG to 5 th)
17	31 st May	Sunday	World No Tobacco Day

JUNE

<u>S.No</u>	<u>Date</u>	<u>Day</u>	
1	1 st June	Monday	Dav Foundation Day- (Hawan Yajna) Global Day of Parents
2	5 th June	Friday	World Environment Day, Sant Kabir Jayanti
3	12 th June	Friday	Anti Child Labour Day
4	14 th June	Sunday	World Blood Donor Day
5	21 st June	Sunday	Yoga Day- (Celebration by NCC Cadets) Father's Day
6	26 th June	Friday	International Anti Drug Day

JULY

<u>S.No</u>	<u>Date</u>	<u>Day</u>	
1	11 th July	Saturday	World Population Day
2	15 th July	Wednesday	World Youth Skill Day
3	26 th July	Sunday	Kargil Vijay Diwas
4	28 th July	Tuesday	World Hepatitis Day
5	31 st July	Friday	Martyrdom Day Of Saheed Udam Singh Ji (Tribute by Running House)

AUGUST

<u>S.No</u>	<u>Date</u>	<u>Day</u>	
1	3 rd Aug	Monday	Raksha Bandhan
2	8 th Aug	Saturday	World Senior Citizen Day
3	11 th Aug	Tuesday	Krishna Janamashtami (Celebration by Senior Wing- Matki Fod + Kirtan Sandhya)
4	12 th Aug	Wednesday	World Youth Day
5	15 th Aug	Saturday	Independence Day- (Celebration by Pre- Primary Block)
6	18 th Aug	Tuesday	Sanskrit Diwas- (Celebration By Sanskrit Department)
7	19 th Aug	Wednesday	World Photography Day, Parkash Utsav Shri Guru Granth Sahib Ji
8	20 th Aug	Thursday	National Sadhbhavana Diwas
9	21 st Aug	Friday	Teej (Hari Talika)- Celebration by 11 th & 12 th
10	29 th Aug	Saturday	National Sports Day- Celebration by Sports Department

SEPTEMBER

<u>S.No</u>	<u>Date</u>	<u>Day</u>	
1	5 th Sep	Saturday	Teachers Day (Guru Utsav)
2	8 th Sep	Tuesday	International Literacy Day- (Celebration by Punjabi Department)
3	14 th Sep	Monday	Hindi Diwas- (Celebration by Hindi Department)
4	15 th Sep	Tuesday	International Democracy Day
5	16 th Sep	Wednesday	World Ozone Preservation Day
6	21 st Sep	Monday	International Peace Day
7	27 th Sep	Sunday	World Tourism Day
8	29 th Sep	Tuesday	World Heart Day

OCTOBER

<u>S.No</u>	<u>Date</u>	<u>Day</u>	
1	2 nd Oct	Friday	Mahatama Gandhi Jayanti & Non Violence Day, Lal Bahadur Jayanti (Tribute by Houses)
2	3 rd Oct	Saturday	World Nature Day
3	4 th Oct	Sunday	World Animal Day

4	6 th Oct	Tuesday	World Wildlife Day
5	8 th Oct	Thursday	Indian Air Force Day
6	11 th Oct	Sunday	International Girl Child Day
7	15 th Oct	Thursday	World Students Day
8	16 th Oct	Friday	World Food Day- (Celebration By UKG Class)
9	17 th Oct	Saturday	Maharaja Aggarsain Jayanti
10	24 th Oct	Saturday	United Nations Day- (Celebration by Social Science Department)
11	25 th Oct	Sunday	Dusshera- (Celebration by Running House)
12	31 st Oct	Saturday	Maharishi Valmiki Jayanti, National Unity Day

NOVEMBER

<u>S.No</u>	<u>Date</u>	<u>Day</u>	
1	1 st Nov	Sunday	Punjab Diwas
2	2 nd Nov	Monday	Prakash Guru Parb of Shri Ram Dass ji
3	4 th Nov	Wednesday	Karva Chauth
4	7 th Nov	Saturday	World Cancer Awareness Day
5	11 th Nov	Wednesday	National Education Day
6	14 th Nov	Saturday	Diwali, Children Day- (Thanks Giving Activity By Senior Block)
7	15 th Nov	Sunday	Goverdhan Puja , Vishavkarma Day
8	16 th Nov	Monday	Bhai Dooj
9	19 th Nov	Thursday	National Integration Day
10	26 th Nov	Thursday	Communal Harmony
11	30 th Nov	Monday	Shri Guru Nanak Dev Jayanti- (Celebration By Punjabi Department)

DECEMBER

<u>S.No</u>	<u>Date</u>	<u>Day</u>	
1	1 st Dec	Tuesday	World AIDS Day
2	2 nd Dec	Wednesday	World Computer Literacy Day (Celebration by Computer Department)
3	4 th Dec	Friday	Indian Navy Day
4	7 th Dec	Monday	Indian Armed Forces Flag Day
5	9 th Dec	Wednesday	International Anti Corruption Day

6	10 th Dec	Thursday	Human Rights Day
7	22 nd Dec	Tuesday	National Mathematics Day (Celebration by Maths Department)
8	23 rd Dec	Wednesday	Shradhanand Balidan Diwas, National Farmer's Day
9	25 th Dec	Friday	Christmas Day
10	26 th to 28 th Dec	Saturday, Sunday, Monday	Shaheedi Jor Mela (By Primary Block)

JANUARY

<u>S.No</u>	<u>Date</u>	<u>Day</u>	
1	1 st Jan	Friday	New Year (Hawan Yajna)
2	10 th Jan	Sunday	World Laughter Day
3	12 th Jan	Tuesday	National Youth Day
4	13 th Jan	Wednesday	Lohri- (Celebration by Running House)
5	14 th Jan	Thursday	Makar Sankranti
6	20 th Jan	Wednesday	Guru Gobind Singh Ji Jayanti
7	23 th Jan	Saturday	Neetaji Subhash Chandra Bose Birth Anniversary
8	25 th Jan	Monday	National Voters Day
9	26 th Jan	Tuesday	Republic Day- (Celebration by Running House)
10	30 th Jan	Saturday	Mahatama Gandhi Martyrdom Day- (Tribute by Running House)

FEBRUARY

<u>S.No</u>	<u>Date</u>	<u>Day</u>	
1	4 th Feb	Thursday	World Cancer Day
2	16 th Feb	Tuesday	Basant Panchmi- (Celebration by Running House)
3	20 th Feb	Saturday	World Day of Social Justice
4	21 st Feb	Sunday	Maharishi Dayanand Saraswati Jayanti- (Shradanjali by Running House)
5	23 rd Feb	Tuesday	World Peace & Understanding Day
6	24 th Feb	Wednesday	Rishi Bodh Utsav
7	27 th Feb	Saturday	Guru Ravidas Jayanti
8	28 th Feb	Sunday	National Science Day

MARCH

<u>S.No</u>	<u>Date</u>	<u>Day</u>	
1	3 rd March	Wednesday	National Defence Day
2	8 th March	Monday	International Women's Day
3	11 th March	Thursday	Maha Shiv Ratri
4	15 th March	Monday	World Consumers Rights Day
5	22 nd March	Monday	World Water Day
6	29 th March	Monday	Holi

आर्य पर्व

<u>S.No</u>	<u>Date</u>	<u>Day</u>	
1	6 अप्रैल	सोमवार	आर्य समाज स्थापना दिवस
2	14 अप्रैल	मंगलवार	पंडित गुरुदत्त विद्यार्थी जन्म दिवस
3	19 अप्रैल	रविवार	महात्मा हंसराज दिवस
4	1 जून	सोमवार	डी.ए.वी. स्थापना दिवस
5	14 सितम्बर	सोमवार	गुरु विरजानंद पुण्यतिथि
6	5 अक्तूबर	सोमवार	स्वामी विरजानंद जयंती
7	16 अक्तूबर	शुक्रवार	महात्मा आनंद स्वामी जन्म दिवस
8	24 अक्तूबर	शनिवार	महात्मा आनंद स्वामी पुण्यतिथि
9	27 अक्तूबर	मंगलवार	ऋषि निर्वाणोत्सव
10	14 नवम्बर	शनिवार	स्वामी दयानंद विरजानंद की कुटिया
11	15 नवम्बर	रविवार	महात्मा हंसराज पुण्यतिथि
12	21 नवम्बर	शनिवार	रामचंद्र छत्रपति बलिदान दिवस
13	19 दिसम्बर	शनिवार	पंडित राम प्रसाद बिस्मिल बलिदान दिवस
14	23 दिसम्बर	बुधवार	स्वामी श्रद्धानंद बलिदान दिवस
15	12 जनवरी	मंगलवार	स्वामी विवेकानंद जयंती
16	28 जनवरी	वीरवार	लाला लाजपतराय जयंती
17	21 फ़रवरी	रविवार	मुनि मुनिश्वरानंद पुण्यतिथि
18	28 फ़रवरी	रविवार	ऋषि दयानंद सरस्वती जन्म दिवस
19	4 मार्च	वीरवार	ऋषि बोधोत्सव
20	19 मार्च	शुक्रवार	पंडित गुरुदत्त विद्यार्थी पुण्यतिथि

Holidays List Session 2020-21

<u>S.No</u>	<u>Date</u>	<u>Day</u>	
1	13 th April	Monday	Baisakhi
2	25 th April	Saturday	Parshu Ram Jayanti
3	25 th May	Monday	Eid Ul Fitar
4	3 rd Aug	Monday	Raksha Bandhan
5	11 th Aug	Tuesday	Krishan Janamashtami
6	15 th Aug	Saturday	Independence Day
7	2 nd Oct	Friday	Mahatama Gandhi Jayanti
8	17 th Oct	Saturday	Maharaja Aggarsain Jayanti
9	25 th Oct	Sunday	Dussehra
10	31 st Oct	Saturday	Maharishi Valmiki Jayanti
11	4 th Nov	Wednesday	Karva Chauth
12	14 th Nov	Saturday	Diwali
13	15 th Nov	Sunday	Vishavkarma DAY/ Goverdhan Puja
14	16 th Nov	Monday	Bhai Dooj
15	24 th Nov	Tuesday	Martyrdom Day of Guru Teg Bahadur Ji
16	30 th Nov	Monday	Parkash Purb of Shri Guru Nanak Dev Ji
17	25 th Dec	Friday	Christmas Day
18	26 th to 28 th Dec	Saturday to Monday	Jor Mela
19	14 th Jan	Thursday	Makar Sankranti
20	20 th Jan	Wednesday	Shri Guru Gobind Singh Jayanti
21	26 th Jan	Tuesday	Republic Day
22	27 th Feb	Saturday	Guru Ravidas Jayanti
23	11 th March	Thursday	Maha Shivratri



DAV PUBLIC SCHOOL SAMANA (SENIOR SECONDARY)







CBSE AFFILIATED-1630571

NEAR CHAK AMRITSARIA PATRAN ROAD, SAMANA - 147101, DIST. PATIALA (PB)

SCHOOL HOUSES SESSION -2020-21



Name of House	Motto	Tagline	Colour	LOGO
Honesty House	Be Loyal and Trustworthy	The Art Of Being Truthful	Saffron	
Work culture House	Effective Management and Team Work	Goodness and hard work always rewarded with respect	Red	
Faithful House	Faithful Action is the Fundamental key to Success	Satayamev Jayate	Blue	
Discipline House	Self control Or Self command	Discipline turns ability into achievement	Green	

DO's AND DON'Ts

<u>Do's</u>	<u>Don'ts</u>
<ol style="list-style-type: none"> 1. Give due regards to your elders. 2. Prepare yourself well to perform well. 3. Converse in English in School Campus. 4. Come to school well groomed, in proper Uniform. 5. Bring the student diary to school daily. 6. Be regular in attendance and never be late to school. Attend morning assembly without fail. 7. Keep your classroom and school premises clean and tidy. 8. Turn off the taps after use. 9. Switch off fans and lights when not in use. 10. Be fair and honest at work. Always be considerate of the rights of others. 11. Make use of the Library. 	<ol style="list-style-type: none"> 1. Do not bring precious articles in school. 2. Do not damage the school property. 3. Do not make noise in the classroom, corridors, auditorium or elsewhere in the school campus 4. Do not bring gadgets such as mobile phones, I Pads, MP3's etc 5. Do not absent yourself from school. 75% attendance is the minimum requirement. 6 Do not use abusive language. 7. Do not pluck flowers. Never touch electric plugs. 8. Do not wear expensive jewellery to school. 9. Don't involve in physical fights. 10. Do not come in personal vehicles to school.

CODE OF CONDUCT

- ❖ Converse in English in school campus.
- ❖ Come to school regularly. In case you want to avail leave, kindly get it sanctioned from class teacher.
- ❖ Ensure proper order and discipline while moving to the playground / assembly / library or any lab.
- ❖ Library books must be handled with extra care and must be returned in time.
- ❖ Shouting / Fighting or Indulging in unruly behavior in the school premises is forbidden.
- ❖ Kindly contribute to make your school clean DAV, Green DAV.
- ❖ Proper decorum should be maintained while singing National Anthem / DAV Anthem and School Prayers as a mark of patriotism.
- ❖ Students should not carry any sharp objects like blade, knife, paper cutter etc. as they can prove to be harmful.
- ❖ Possession of crackers / bursting crackers / playing with colours in the school is strictly prohibited.
- ❖ Any student found with expensive jewellery, mobile phone, CD's, any other objectionable article will be subjected to fine and confiscation of the above mentioned articles.

TEN PRINCIPLES OF THE ARYA SAMAJ

1. God is the primary source of all true knowledge and of all that can be known through it.
2. God is Existent, Intelligent and Blissful. He is Formless, Almighty, Just Merciful, Unborn, Infinite, Unchallengeable, Beginningless, Incomparable the support and Lord of all, Omniscient, Imperishable, Immortal, Fearless, Eternal, Holy and the Maker of the Universe. To him alone worship is due.
3. The Vedas are scriptures of true knowledge. It is the duty of all Aryas to read them, hear them being read and recite them to others.
4. We should always be ready to accept the truth and give up untruth.
5. All actions should be performed in conformity with Dharma, that is, after due consideration of right and wrong.
6. The primary aim of the Arya Samaj is too good for all, that is, to promote their physical, spiritual and social well-being.
7. We should treat all people with love, fairness and due regards for their merit.
8. One should aim at dispelling ignorance and promoting knowledge.
9. One should not only be content with one's own welfare but should look for it in the welfare of other also.
10. One should regard oneself under restriction to follow altruistic rulings of the society, while all should be free in following the rules of individual welfare

आर्य समाज के नियम

1. सब सत्य विद्या और जो पदार्थ विद्या से जाने जाते हैं, उन सब का आदि मूल परमेश्वर है।
2. ईश्वर सच्चिदानंद स्वरूप, निराकार, सर्वशक्तिमान, न्यायकारी, दयालु, सर्वेश्वर, सर्वव्यापक, सर्वांतर्यामी, अजर, अमर, अभय, नित्य, पवित्र और सृष्टिकर्ता है उसी की उपासना करने योग्य है।
3. वेद सब सत्य विद्याओं की पुस्तक है। वेद का पढ़ना-पढ़ाना और सुनना-सुनाना सब आर्यों का परम धर्म है।
4. सत्य के ग्रहण करने और असत्य के छोड़ने में सर्वदा उद्यत रहना चाहिए।
5. सब काम धर्मानुसार अर्थात् सत्य और असत्य का विचार करके करना चाहिए।
6. संसार का उपकार करना इस समाज का मुख्य उद्देश्य है अर्थात् शारीरिक, आत्मिक और सामाजिक उन्नति करना।
7. सबसे प्रीतिपूर्वक धर्मानुसार यथायोग्य वर्तना चाहिए।
8. अविद्या का नाश और विद्या की वृद्धि करनी चाहिए।
9. प्रत्येक को अपनी ही उन्नति से संतुष्ट न रहना चाहिए, किंतु सबकी उन्नति में अपनी उन्नति समझनी चाहिए।
10. सब मनुष्यों को सामाजिक सर्वहितकारी नियम पालने में परतंत्र रहना चाहिए और प्रत्येक हितकारी नियम में सब स्वतंत्र रहें।