

॥ ओ३म् ॥



DAV PUBLIC SCHOOL, SAMANA

(Senior Secondary)

CBSE Affiliated (1630571)

Under : DAV College Managing Committee, New Delhi

Near Chak, Patran Road, Samana-147101 | Phone : 01764-221815,
9878144815

E-mail: davsamana@gmail.com, davsamana@yahoo.com

Website : www.davsamana.org

STUDY PLAN

Class 10th

Name _____

Section _____

Roll No. _____

Adm. No. _____

INDEX

SUBJECT	FIRST TERM	SECOND TERM
ENGLISH	12-16	16-17
HINDI	18-22	22-23
MATHEMATICS	23-25	26
SCIENCE	26-29	29-30
SOCIAL SCIENCE	30-34	34-35
PUNJABI	36-38	38-39
COMPUTER	39-42	42-43
NAITIK SHIKSHA	43-45	45-46
PERFORMING ARTS	47-48	48
HEALTH& PHYSICAL EDUCATION	48-51	51-52
ACTIVITIES LIST OF EK BHARAT SHRESHTHA BHARAT	53	
ECO CLUB	54	
MEDICAL PLANNER	55	
TEST SCHEDULE & CALENDAR ACTIVITIES	56	
NATIONAL & INTERNATIONAL IMPORTANT DAYS	57-62	
ARYA PARV	62	
LIST OF HOLIDAYS	63	
SCHOOL HOUSES	64	
DO'S AND DON'TS	65	
CODE OF CONDUCT	65	
TEN PRINCIPLES OF THE ARYA SAMAJ	66	

ओ३म्

Principal Message



Dr. Mohan Lal Sharma
Founder Principal

"Education is a shared commitment between dedicated teachers, motivated students and enthusiastic parents with high expectations"

Dear Students

Today, the role of a school is not only to pursue academic excellence but also to encourage and empower its students to be lifelong learners, critical thinkers, and productive members of an ever-changing global society. More than a decade back DAV SAMANA pledged to transform education. The school that is being run under the able stewardship of Honorable President **Dr. Poonam Suri Ji** has earned its own position not only in Samana but also in its surrounding areas. At DAV, we provide an atmosphere to our students for multifaceted development, where children get such a platform which helps them to channelize their potential in the pursuit of excellence. This can only be possible in a holistic, student-centric environment.

The school is striving hard to make the best possible efforts to inculcate strong Vedic roots combining with academics and extra-curricular activities in the children. Transforming every individual into a self-reliant and independent citizen, the school provides an amalgam of scholastic and co-scholastic activities with International exposure. In our curriculum, the student is the primary focus and each child is involved in the learning process.

The parents are the most strengthening power in moulding the future of children. Their consistent support empowers us to do more and more. I pay my gratitude to them for their faith in us.

I am confident enough that the DAVIANS will make themselves stronger day by day, adding a new leaf to the grandeur of the school.

Blessings,

Dr. Mohan Lal Sharma
Principal

STUDY PLAN - AN IMPORTANT TOOL

Study plan is a technique that enables you to make the most efficient use of your time, resources and academic potentials. As we journey together, you may face many challenges and to enable you to overcome the obstacles we offer you this wonderful tool-Study Plan to make you familiar with the values and Academic Syllabi of the school. This will increase your awareness of how you study and you will become more confident. Make this planner a part of your schedule for getting success this year.

GREEN RULES

- ❖ Be kind, polite, helpful and aware of others' feelings.
- ❖ Try your best, work hard and learn from your own mistakes.
- ❖ Respect your educators.
- ❖ Make yourself presentable.
- ❖ Take responsibility for your education.
- ❖ Be organized.
- ❖ Don't be a distraction.
- ❖ Do the task with dedication.
- ❖ Stick to your goals.

GENERAL INSTRUCTIONS (FOR PARENTS)

- ❖ Parents are requested to co-operate with the school in its attempt to help towards their children's progress by paying attention to their regularity, punctuality and discipline.
- ❖ Constant vigilance on the part of the parents pays rich dividends. We earnestly recommend that parents should take interest in the daily activities of the children both inside and outside the school and check the diary daily for any notes from the teacher. Kindly attend all Parent-Teacher Meetings in the interest of your wards.
- ❖ If you have any suggestions regarding your ward's study, you are welcome to contact the Principal/ Supervisor/ Co-ordinator/Class Teacher/Subject Teacher during Parent-Teacher Meeting or with prior appointment with Principal/ Supervisor/ Co-ordinator between (9:00 a.m. to 10:00 a.m.).
- ❖ Parents are requested not to enter the class room either to see their wards or to seek interviews with the teachers during class hours. No half day/short leave will be given to the student.
- ❖ Unauthorized absence for 6 consecutive days renders the student liable to have his/her name struck off the rolls. Sick children should not be sent to the school for a test or an examination. Medical certificate may be sent along with an application on the same or next day positively. Student will be fined Rs.10 per day, if the child remains absent for the consecutive two days.
- ❖ Children when suffering from infectious disease should not be sent to school to attend classes. The student is required to produce a fitness certificate from a Medical Practitioner / Doctor on joining.
- ❖ Any change of Residential / Official Address / Telephone Number should be notified to the class teacher and school office immediately.
- ❖ Ensure that the child maintains personal hygiene, has nutritious breakfast and diet and avoids eatables from roadside vendors.

- ❖ Students are not allowed to carry / use "Mobile Phones" within the school premises.
- ❖ As the medium of instruction in the school is English. So, children should be helped to follow their work easily and intelligently by a certain amount of regular conversation in English at home.
- ❖ As soon as the diary is issued, the parents should fill in all the required data and sign in the spaces provided.
- ❖ Parents should sign the school diary daily. Daily assignment, irregularity in
 - a) Completion of assignment
 - b) Bringing of Books.
 - c) Wearing proper uniform, or any other instruction and circulars given should be acknowledged by signing the diary at the respective spaces provided.
- ❖ Legitimate complaints should be brought to the knowledge of the Principal without delay.
- ❖ Please ensure that the child is sent neatly dressed. Nails should be trimmed regularly. Expensive jewellery and watches, nail polish and make up is not permitted.
- ❖ Encourage the children to participate in all curricular and co-curricular activities. This is very necessary for gaining self-confidence and self-satisfaction

MODE OF EXAMINATION

1. The First Term examination will be held in the month of September and Annual examination will be held in the month of February / March.
2. Grading System is in the paper of Music / Dance, G.K., Naitik Shiksha, Health & Physical Education.
3. A student must pass separately in both (Written+ Practical) exams.
4. Duration of each paper will be of three hours.

TEACHER SHOULD KEEP IN MIND

1. Use a variety of tools (Oral, Projects, Presentation).
2. Understand different learning styles and abilities.
3. Develop child's individual's skills, interests, attitudes and motivation.
4. Monitor the changes taking place in a child's learning, behavior and progress over time.
5. Share the assessment criteria with the students.
6. Allow peer and self-assessment.
7. Give an opportunity to the students to improve.
8. Use an "Indoor Voice" when speaking in the class.

Examination Instruction

1. Students **MUST** reach the exam centre in time.
2. No student will be allowed to enter in the examination centre after time will be over.
3. Students are required to bring their own pen, pencil and ink. Only blue black or royal blue ink / ball point pen is to be used.
4. No student, without permission of the Invigilators/Duty teacher, shall leave his / her seat or the Examination Hall until the end of the examination. No student shall speak without permission. If it is necessary for the candidate to communicate, he/she shall stand up in his / her place.
5. Answer shall be written on both sides of the answer book supplied to the candidate and on the both side of the answer book. No candidate shall tear out any leaf from the answer book.
6. If a student write his / her roll no. or put any special mark in any part of the answer book or drawing sheet, map etc. other than the space provided for the purpose he will render himself liable to have his/her paper cancel.
7. Students can be physical search by the center duty teacher before or during the examination at any time.
8. The student shall not ask for supplementary answer sheet till the main answer book / the earlier supplementary answer book is filled.

9. Apart from what is stated to be unfair means in the rules, regulations and Bye-Laws of the Board, if a candidate during the course of examination, is found indulging in any of the following, he/she shall specifically be deemed to have used unfair means at the examinations and as such his/her result shall not be declared but shall be marked as UNFAIRMEANS (U.F.M.):

- a) Having in possession any item or article which has been prohibited in examination centre or may be used for unfair practices including any stationery item, communication device, accessories, eatable items, ornaments or any other material or information relevant or not relevant to the examination in the paper concerned.

VALUE EDUCATION

APRIL

Courtesy & Co-operation:

Recognition of mutual interdependence with others resulting in Polite treatment and respect.

- Politeness
- Sympathy
- Civility
- Collaboration
- Assistance

MAY

Kindness & Generosity:

Concern for suffering or distress of others.

- Affection
- Decency
- Gentleness
- Altruism
- Support

JUNE

Accountability & Commitment:

Responsibility for one's actions and their consequences.

- Liability
- Blame worthiness
- Answerability
- Promise
- Responsibility

TOPIC

JULY

Nurture the Nature/

Conservation:

Avoid wastage and pollution of Natural resources.

- Natural Environment
- Care and Conservation of Land, Clean Air and Pure Water

AUGUST

Honesty & Integrity:

The quality or fact of being truthful, upright & fair.

- Truthful
- worthy of confidence
- Trustworthy
- Patient
- Sincere

SEPTEMBER

Safety & Security:

Condition of being protected from danger or risk.

- Immunity
- Assurance
- Defence
- Protection
- Precautions

OCTOBER

Respect & Forgiveness:

Treat others the way you like to be treated. Care for others and Environment.

- Respect for Creator
- Respect for Others
- Respect for authority
- Respect for environment
- Respect for health

NOVEMBER

Tolerance & Acceptance:

To respect someone's Belief & Choices.

- Tolerate Others
- Co-operate and Encourage Others
- Empathy for others
- Harmony

DECEMBER

Care & Compassion:

Concern for Sufferings of others & being Sympathetic.

- Love for Living Beings
- Attitude of Kindness
- Generous
- Courtesy
- Empathy
- Self- Heartedness

JANUARY

Loyalty & Patriotism:

Faithfulness to a person, institution, custom or idea to which one is bound by duty, pledge or a promise.

- Faithfulness
- Dutiful
- Steadfast
- Trustfulness
- Trustworthy
- Patriotic

FEBRUARY

Time Management:

Ability to use one's time effectively.

- Right Activity
- Effective Planning
- Setting Deadlines
- Setting Goals & Objectives

MARCH

Excellence / Doing Your Best:

Strive to achieve best at all times and to be good.

- Be Curious
- Help others to improve
- Focus on Task
- Identify Your Goals
- Hard Work

ENGLISH

BOOKS

1. First Flight
2. Footprints Without Feet
3. BBC Compacta Communication English

PUBLICATION

1. NCERT
2. NCERT

“AN ENGLISH LANGUAGE IS A VISION OF LIFE.”

“WRITE TO BE UNDERSTOOD, SPEAK TO BE HEARD, READ TO GROW.”

IMPORTANCE OF ENGLISH

ENGLISH “THE GLOBAL LANGUAGE”

The study of English in this age of globalization is essential for all. It holds an important place in our life. From the pragmatic point of view, it should receive a great boost. English serves as a window to the world. The legacy of English Language has left an indelible imprint on the Indian Psyche. Hence, we cannot deal with English just as a foreign language. The entire spectrum of education and philosophy, science and technology has been benefited through the introduction of English language. In a multilingual state of ours, English may wonderfully serve as an effective auxiliary language. This language enjoys the most prestigious reputation in the world. It has a special identity in the field of education.

AIMS & OBJECTIVES:

To enable the students -

1. To communicate effectively and appropriately in real life situations.
2. To read silently at varying speeds depending on the purpose of reading.
3. To express ideas in clear and grammatically correct English, using appropriate punctuation and cohesion devices.
4. To use an appropriate style and format to write letters (formal and informal), biographical sketches, dialogues, speeches, reports, articles, e-mails and diary entries.
5. To adopt different strategies according to the purpose of listening (e.g. for pleasure, for general interest, for specific information).
6. To speak intelligibly using appropriate word stress, sentence stress and intonation patterns.
7. To take active part in group discussions, showing ability to express agreement or disagreement, to summarize ideas, to elicit the views of others, and to present own ideas.
8. To frame questions so as to elicit the desired response, and respond appropriately to questions.

INSTRUCTIONS FOR THE TEACHERS:

1. It is necessary that teacher's voice should be audible and clear.
2. It is mandatory to prepare the teaching content in advance.
3. All the instructions should be given in English Language.
4. Teacher will make it sure that all the students must carry their study material like Textbooks, Notebooks etc.
5. Test will be there at the end of every Chapter.

INSTRUCTIONS FOR THE STUDENTS:

1. Students must converse in English Language.
2. Students will not speak in Hindi or Punjabi Language.
3. Students must follow all the instructions of the teacher.
4. Students must maintain one test notebook for whole year.

NOTE:-

1. Notebooks of Whole Syllabus must be kept carefully for Assessment and Revision for Annual Examination.

FIRST TERM (APRIL TO SEPTEMBER)

APRIL

Book Name	Chapter No./ Name of Chapter	No. of Periods	Subject Enrichment / Art Integration Activities + Tools & Techniques	Teaching Aids
First Flight	Lesson -1 (A Letter to God)	3	<u>Subject Enrichment Activity - Fill the Money Order</u>	Textbook
First Flight	Poem -1 (Dust of Snow)	2	Recitation & Discussion Method	Textbook
First Flight	Poem -2 (Fire and Ice)	1	Recitation & Discussion Method	Textbook
First Flight	Lesson - 2 (Nelson Mandela: Long Walk to Freedom)	4	Self - Reading, Explanation Method	Textbook
Footprints Without Feet	Lesson - 1 (A Triumph of Surgery)	3	Self - Reading, Explanation Method	Textbook
Footprints Without Feet	Lesson - 2 (The Thief's Story)	3	Self - Reading, Explanation Method	Textbook

Writing	Letter Writing	2	Explanation of Formats	E-Smart Board
Grammar Topics	Editing / Omission of the passage + Gap Filling	1		E-Smart Board

MAY

Book Name	Chapter No./ Name of Chapter	No. of Periods	Subject Enrichment / Art Integration Activities + Tools & Techniques	Teaching Aids
First Flight	Poem -3 (A Tiger in the Zoo)	2	<u>Subject Enrichment Activity</u> - Speech on - 'Save Tiger'	Textbook
First Flight	Lesson - 3 (Two Stories About Flying:- Part - 1 - His First Flight)	3	<u>Art Integration Activity</u> Picture Description of Chapter	Textbook
First Flight	Lesson - 3 (Two Stories About Flying:- Part - 2 - Black Aeroplane)	3	Self - Reading, Explanation Method	Textbook
First Flight	Poem - 4 (How to tell Wild Animals)	2	Recitation & Discussion Method	Textbook
First Flight	Poem - 5 (The Ball Poem)	2	Recitation & Discussion Method	Textbook
Footprints Without Feet	Lesson - 3 (The Midnight Visitor)	3	<u>Art Integration Activity</u> - Mystery Vocabulary Crossword Worksheet	Textbook
Footprints Without Feet	Lesson - 4 (A Question of Trust)	3	Self - Reading, Explanation Method	Textbook
Writing	Analytical Paragraph	1		E-Smart Board
Grammar Topics	Dialogue Writing / Reporting a Dialogue	2		E-Smart Board

JUNE SUMMER VACATION + PREPARATION OF PERIODIC TEST**JULY**

Book Name	Chapter No./ Name of Chapter	No. of Periods	Subject Enrichment / Art Integration Activities + Tools & Techniques	Teaching Aids
First Flight	Lesson - 4 (From the Diary of Anne Frank)	4	Listening Skills	Textbook
First Flight	Poem - 6 (Amanda)	2	Recitation & Discussion Method	Textbook
First Flight	Lesson - 5 (The Hundred Dresses - I)	3	Self - Reading, Explanation Method	Textbook
First Flight	Lesson - 6 (The Hundred Dresses - II)	3	Self - Reading, Explanation Method	Textbook
Footprints Without Feet	Lesson - 5 (Footprints Without Feet)	3	<u>Art Integration Activity - Newspaper Report Writing (Based on Theft)</u>	Textbook

AUGUST

Book Name	Chapter No./ Name of Chapter	No. of Periods	Subject Enrichment / Art Integration Activities + Tools & Techniques	Teaching Aids
First Flight	Poem - 7 (Animals)	2	Recitation & Discussion Method	Textbook
First Flight	Lesson - 7 (Glimpses of India - I - A Baker from Goa)	3	<u>Art Integration Activity - Travel Brochure of Goa, Mysore & Assam</u>	Textbook
First Flight	Lesson - 7 (Glimpses of India - II - Coorg)	3	Self - Reading, Explanation Method	Textbook
First Flight	Lesson - 7 (Glimpses of India - III - Tea from Assam)	2	Self - Reading, Explanation Method	Textbook
First Flight	Poem - 8 (The Trees)	2	<u>Subject Enrichment Activity - Informal Letter Writing on</u>	Textbook

			'The Effects of Deforestation'	
Footprints Without Feet	Lesson - 6 (The Making of a Scientist)	3	Self - Reading, Explanation Method	Textbook

**SEPTEMBER REVISION + LISTENING AND SPEAKING SKILLS
HALF YEARLY EXAMINATION
SECOND TERM (OCTOBER TO MARCH)**

OCTOBER

Book Name	Chapter No./ Name of Chapter	No. of Periods	Subject Enrichment / Art Integration Activities + Tools & Techniques	Teaching Aids
First Flight	Lesson - 8 (Mijbil the Otter)	3	<u>Subject Enrichment Activity</u> Worksheet of completion of Letter based on Chapter	Textbook
First Flight	Poem - 9 (Fog)	1	Recitation & Discussion Method	Textbook
First Flight	Lesson - 9 (Madam Rides the Bus)	3	Self - Reading, Explanation Method	Textbook
First Flight	Poem -10 (The Tale of Custard the Dragon)	2	Recitation & Discussion Method	Textbook
First Flight	Lesson -10 (The Sermon at Benares)	3	<u>Art Integration Activity -</u> Write the Teachings of Buddha on Assignment Sheets	Textbook
Footprints Without Feet	Lesson - 7 (Necklace)	3	Self - Reading, Explanation Method	Textbook
Footprints Without Feet	Lesson - 8 (The Hack Driver)	3	Self - Reading, Explanation Method	Textbook
Writing	Letter Writing	2		E-Smart Board
Grammar Topic	Gap Filling + Editing / Omission of the passage	1		E-Smart Board

NOVEMBER

Book Name	Chapter No./ Name of Chapter	No. of Periods	Subject Enrichment / Art Integration Activities + Tools & Techniques	Teaching Aids
First Flight	Poem - 11 (For Anne Gregory)	2	Recitation & Discussion Method	Textbook
First Flight	Lesson -11 (The Proposal)	4	Art Integration Activity - Draft a Classified Advertisement	Textbook
Footprints Without Feet	Lesson - 9 (Bholi)	3	Self - Reading, Explanation Method	Textbook
Footprints Without Feet	Lesson - 10 (The Book that Saved the Earth)	4	Subject Enrichment Activity - Discussion on Importance of Reading	Textbook
Grammar Topics	Dialogue Writing / Reporting a Dialogue	1		E-Smart Board

**DECEMBER REVISION +
LISTENING AND SPEAKING SKILLS**

**JANUARY AND FEBRUARY :- REVISION
PRE- BOARD EXAMINATION**

MARCH ANNUAL EXAMINATION

हिंदी

पुस्तकें :

- .1 क्षतिज) 2-एन.सी.ई.आर.टी(
- .2कृतिका) 2 -एन.सी.ई.आर.टी(
- .3व्याकरण प्रकाश

हिंदी :भाल की बिंदी

निज भाषा उन्नति अहै ,सबे उन्नति को मूल ।

बिन निज भाषा ज्ञान के ,मटत न हिय को सूल ॥

भारत एक बहुभाषी देश है जिसमें बहुत सी भाषाओं का समावेश है ।भाषक और सांस्कृतिक दृष्टि से भन्न होने के बावजूद भारतीय परम्परा बहुत कुछ ऐसा है जो एक दूसरे को जोड़ता है।यही कारण है क मातृभाषा के रूप में यह भाषा सभी को एकता के सूत्र में परोती है । बचपन से हिंदी पढ़ता आ रहा बच्चा नवीं ,दसवीं तक हिंदी भाषा में निपुण हो जाता है । वह एक ओर जहाँ हिंदी भाषा से सारे देश से जुड़ेगा वहीं दूसरी ओर अपने क्षेत्र और परिवेश को हिंदी भाषा के माध्यम से जानने की कोशिश भी करेगा क्योंकि कशोरावस्था के इन बच्चों के मानसक धरातल का विकास विश्व -स्तर तक पहुँच चुका होता है ।प्रयास यह होगा क वद्यार्थी भाषा के लखत प्रयोग के साथ सहज व स्वाभाविक मौखिक अभिव्यक्ति में भी सक्षम हो सके ।

हिंदी भाषा पढ़ने /पढ़ाने के मुख्य उद्देश्य

1. भाषा के शुद्ध एवं प्रभावशाली प्रयोग की क्षमता विकसित करना ।
2. शब्द भंडार की वृद्धि तथा व्याकरण का समुचित ज्ञान ।
3. दैनिक जीवन में हिंदी समझने बोलने के साथ साथ लखने की क्षमता का विकास - करना ।
4. हिंदी के माध्यम से अपने अनुभव को संसार को लखकर सहज अभिव्यक्ति कर पाने की क्षमता का विकास करना ।
5. बच्चों में रट्टा प्रवृत्ति को कम कर के सोच समझ कर स्वयं कार्य करने की क्षमता का विकास करना।
6. भाषा के चारों कौशलों का विकास (उत्तरोत्तर ,बोलना ,पढ़ना , लखना व चंतन) सुनना (। करना
7. स्वतंत्र और मौखिक रूप से अपने वचारों की अभिव्यक्ति का विकास करना ।
8. अपनी मातृभाषा और परिवेशगत भाषा को साथ रख कर हिंदी की संरचनाओं को समझना ।

अध्यापकों के लिए सामान्य निर्देश :

1. अध्यापक पहले से ही पाठ| योजना तैयार करें -
2. कक्षा में भाषा का उच्चारण शुद्ध एवं प्रभावशाली होना चाहिए |
3. जाँच कार्य समय अनुसार और सतर्कता पूर्वक होना चाहिए |
4. सभी अध्यापक वद्या र्थ्यों के पठन कौशल में विशेष ध्यान दें |

वद्या र्थ्यों के लिए सामान्य निर्देश :

1. बच्चे पाठ के पठन पर विशेष ध्यान देंगे|
2. ल खत कार्य करते समय लखाई सुंदर एवं स्पष्ट होनी चाहिए |
3. शब्दों की बनावट और मात्राओं पर विशेष ध्यान दें
4. वद्यार्थी कक्षा में अनुशासित ढंग से पठन | पाठन प्रक्रिया में भाग लें -

नोट -:

- *वर्ष भर में तीन आवधिक परीक्षाएँ आयोजित की जाएँगी |
- *नोटबुक प्रस्तुतिकरण में नियमितता, कार्यपूर्ति, स्वच्छता और रख-रखाव को जाँचा जाएगा |
- * वषयसंवर्धन गतिविधियों में भाषा के वाचन एवं श्रवण कौशल पर बल दिया जाएगा|
- *सत्र के अंत में %100 पाठ्यक्रम मूल्यांकन में शामिल किया जाए |

निम्न पाठों से प्रश्न नहीं पूछे जाएँगे :

क्षतिज : कृतिका

पाठ 3 -काव्य खंड पाठ 4:- एही ठैया झुलनी हे रानी हो रामा

पाठ 4 -आत्मकथ्य पाठ 5:- मैं क्यों लखता हूँ ?

पाठ) 15-स्त्री शिक्षा के वरोधी कुतर्कों का खंडन

पाठ) 17-संस्कृति

प्रथम सत्र (अप्रैल से सतंबर तक)

अप्रैल

पुस्तक का नाम	पाठ का नाम और वषय	कालांश	वषय-संवर्धनधकला एकीकृत गति व ध	सहायक सामग्री
क्षतिज	पाठ 10-नेता जी का चशमा	6	स्वतंत्रता सेनानियों की सूची बनाना)लेखन कौशल (पाठ्य पुस्तक
क्षतिज	पाठ 11- बालगोबिन भगत	6	कबीर काव्य की वशेषताएँ)वाचन कौशल (दृश्यात्मक प्रस्तुतिकरण
*व्याकरण	पद - परिचय	3	----- -	ई-स्मार्ट

मई

पुस्तक का नाम	पाठ का नाम और वषय	कालांश	वषय-संवर्धनधकला एकीकृत गति व ध	सहायक सामग्री
कृतिका	पाठ 1-माता का अंचल	6	बचपन की मीठी यादों की चर्चा करना	सम्बंधित पुस्तकें
क्षतिज	पाठ 12- लखनवी अंदाज	5	नवाबों की जीवन शैली पर चर्चा	दृश्यात्मक प्रस्तुतिकरण
क्षतिज	पाठ 1- सूरदास के पद	5	सूरदास का परिचय* रचनात्मक लेखन	ई-स्मार्ट
*व्याकरण	वाक्य भेद तथा पत्र लेखन	3	-----	ई-स्मार्ट

जून तैयारी
जुलाई

ग्रीष्म अवकाश तथा जुलाई में होने वाले आव धक परीक्षण की

पुस्तक का नाम	पाठ का नाम और वषय	कालांश	वषय-संवर्धनधकला एकीकृत गति व ध	सहायक सामग्री
क्षतिज	पाठ 2- राम-लक्ष्मण- परशुराम संवाद	6	चौपाई /दोहा गायन	- ई*स्मार्ट
कृतिका	पाठ 2-जॉर्ज पंचम की नाक	5	नाक पर दस मुहावरे लेखना)लेखन कौशल (दृश्यात्मक प्रस्तुतिकरण
क्षतिज	पाठ 5-उत्साह , अट नहीं रही है ।	4	*ऋतुओं की चर्चा	पाठ्य पुस्तक
व्याकरण	संदेश लेखन	2	-----	ई स्मार्ट-

अगस्त

पुस्तक का नाम	पाठ का नाम और वषय	कालांश	वषय-संवर्धनधकला एकीकृत गति व ध	सहायक सामग्री
क्षतिज	पाठ 6-यह दन्तुरित मुस्कानए फसल	4	*फसल पैदा करने के कारकों का वर्णन करना	पाठ्य पुस्तक
क्षतिज	पाठ 13- मानवीय करुणा की दिव्य चमक	5	मेरा देश भारत पर निबंध)लेखन कौशल (पाठ्य पुस्तक
*व्याकरण	अनुच्छेद लेखन तथा वज्ञापन लेखन	3	वज्ञापन लेखन	ई-स्मार्ट

व्याकरण	वाच्य परिवर्तन तथा रस और उसके अवयव	4	-----	कार्य प्रपत्र
---------	--	---	-------	---------------

सतंबर

दोहराई तथा अर्धवार्षिक परीक्षा

द्वितीय सत्र अक्टूबर से मार्च तक

अक्टूबर

पुस्तक का नाम	पाठ का नाम और वषय	कालांश	वषय-संवर्धन कला एकीकृत गति व ध	सहायक सामग्री
क्षतिज	पाठ 14-एक कहानी यह भी	6	स्वतंत्रता आंदोलन में योगदान देने वाली महिलाओं की सूची बनाना	दृश्यात्मक प्रस्तुतिकरण
कृतिका	पाठ 3-साना-साना हाथ जोड़ी	6	प्राकृतिक सुन्दरता बनाए रखने वाले कारकों का वर्णन करना	दृश्यात्मक प्रस्तुतिकरण
क्षतिज	पाठ 7-छाया मत छूना	4	अतीत की बातों को* छोड़कर वर्तमान में चर्चा--- जीना	सम्बंधित पुस्तकें
*व्याकरण	वाक्य भेद तथा पद-परिचय	2	-----	ई -स्मार्ट

नवम्बर

पुस्तक का नाम	पाठ का नाम और वषय	कालांश	वषय-संवर्धन कला एकीकृत गति व ध	सहायक सामग्री
क्षतिज	पाठ 16-नौबत खाने में इबादत	6	भारत रत्न वजेता दस महान व्यक्तियों का वर्णन करना	ई -स्मार्ट
क्षतिज	पाठ 8 -कन्या दान	4	माँ -बेटी के संबंधों पर चर्चा	पाठ्य पुस्तक

क्षतिज	पाठ 9 – संगतकार	5	*अपठित गद्यांश	कार्य प्रपत्र
*व्याकरण	रस तथा वाच्य परिवर्तन	4	-----	ई -स्मार्ट

दिसंबर & जनवरी /फरवरी

कये गए पाठ्यक्रम की दोहराई तथा

प्री -बोर्ड परीक्षा

मार्च

वार्षिक परीक्षा

MATHEMATICS

Books:

TEXT BOOK : MATHEMATICS X (NCERT)

LAB MANUAL: DINESH LAB MANUAL IN MATHEMATICS

(BY A. P. SINGH)

MATHEMATICS is an important component of school education. MATHEMATICS is something that the man has himself created to meet the various demands of time. Right from morning till night, each single moment of the day is being controlled by MATHEMATICS. LIFE would be impossible without it. MATHEMATICS IS THE SCIENCE OF ALL SCIENCES AND ART OF ALL ARTS.

AIMS AND OBJECTIVES:

- To enable the students to discipline their minds properly.
- To help the child to know about the relationship of different topics in **MATHEMATICS**.
- To develop the technique of **PROBLEM SOLVING**.
- To develop the interest of the students to know more about the nature of **MATHEMATICS**.
- To develop the power of **LOGICAL THINKING**.
- To develop the **SELF CONFIDENCE** of the child.

INSTRUCTIONS FOR TEACHERS:

- **LESSON PLAN** must be prepared well in time.
- **CLASS ENTRANCE** should be with full confidence and positivity.
- **CONTENT DELIVERY** must be effective and long lasting.
- **COMMANDS OF TEACHER** must be equipped with **GOOD VOCABULARY**.
- **FAIR NOTE BOOK** must reflect efficiency of the concerned teacher.
- **TEST** will be there at the end of every chapter.

INSTRUCTIONS FOR STUDENTS:

- Students will do **MATHEMATICS PRACTICE** daily with a fixed schedule at home.
- **BOOK, NOTE BOOK** must be carried by students daily in school.
- Students must have a self responsibility to get their note books checked in time.
- Students must be **ATTENTIVE** in class.
- Tests must be **WELL PREPARED**

BOOK AND FAIR NOTE BOOK

- It must be well maintained and kept safely throughout the year for evaluation
- Tally work must be done at the end of every chapter
- Parents signatures must be there immediately after teacher's checking
- Correction work must be done immediately (if remarked by the teacher)

❖ TEST NOTE BOOK

- Will remain same throughout the term (otherwise test will not be evaluated)
- Must be well maintained
- Must be duly signed by the parents
- Correction work must be done immediately (if remarked by the teacher)
- Parents must communicate with teacher in case of poor performance

❖ LAB MANUALS

- Each and every activity must be explained well
- Lab manuals must be prepared neatly
- It must be checked in time
- It must be kept safely throughout the year for evaluation

FIRST TERM (APRIL TO SEPTEMBER)**APRIL**

Unit No. With Name	No. of Periods	Subject Enrichment Activities/Art Integration /Lab Activities	Teaching Aids
Chapter -4 Quadratic Equations	7-8	-----	E-smart contents
Chapter-2 Polynomials	10-12	-----	Revision of algebraic identities

MAY

Unit No. With Name	No. of Periods	Subject Enrichment Activities/Art Integration /Lab Activities	Teaching Aids
Chapter-3 Pair of linear equations in two variables	10-12	Lab activity -1	E-smart contents
Chapter- 1 Real Numbers	7-8		E-smart contents
Chapter-5 Arithmetic Progression	7-8	Lab Activity - 2, 3, 4	E-smart contents

JUNE SUMMER VACATION**JULY**

Unit No. With name	No. of periods	Subject Enrichment Activities/Art Integration /Lab Activities	Teaching aids
Chapter 6 Triangles	14-15	Lab activity -5, 6, 7	E-smart contents
Chapter-11 Constructions	4-5		-----

AUGUST

Unit No. With name	No. Of periods	Subject Enrichment Activities/Art Integration /Lab	Teaching aids

		Activities	
Chapter-7 Co-ordinate Geometry	6-8	-----	Revision of Properties of Quadrilaterals
Chapter-8 Introduction to Trigonometry	10-12	-----	E-smart contents
Chapter-9 Heights and Distances	4-5	Lab activity- 8	Revision of T- Ratios

SEPTEMBER: REVISION + HALF YEARLY EXAMINATION**SECOND TERM (OCTOBER TO MARCH)****OCTOBER**

Unit No. With Name	No. Of Periods	Subject Enrichment Activities/Art Integration /Lab Activities	Teaching Aids
Chapter-13 Surface areas and Volumes	6-7	Lab activity - 14, 15, 16, 17, 18, 19, 20, 21, 22, 23	Explanation with 3-D OBJECTS
Chapter-14 Statistics	7-8	-----	-----
Chapter-10 Circles	3-4	Lab activity- 9,10	E-smart contents

NOVEMBER

Unit No. With Name	No. Of Periods	Subject Enrichment Activities/Art Integration /Lab Activities	Teaching Aids
Chapter-12 Areas related to circles	8-9	Lab Activity- 11, 12, 13	E-smart contents
Chapter-15 Probability	3-4	Lab Activity- 24	

DECEMBER / JANUARY / FEBRUARY:

**REVISION FOR ANNUAL EXAMINATION +
PRE-BOARD EXAMINATION**

MARCH: CBSE BOARD ANNUAL EXAMINATION

SCIENCE

Book:- NCERT (National Council of Education Research and Training)

Reference Books :-

Publication:

Biology (Madhu Bahl)

Viva Publication

Chemistry (S.K. Jain)

Viva Publication

Physics (S.K.Jain)

Viva Publication

Practical Lab Manual:- New Way Publication

“ The Science of Today is the Technology of Tomorrow”

AIM & OBJECTIVES:

1. To develop scientific attitude.
2. To develop and understand scientific concept, principles and laws.
3. To create awareness and concern for a healthy environment.
4. To develop an aesthetic sense regarding scientists
5. To develop observational and experimental skills

NOTE: Notebooks of Terms, Test Notebooks, Practical Files must be kept carefully for Assessment and Revision for Annual Examination.

FIRST TERM (APRIL TO SEPTEMBER)**APRIL**

Chapter No. and Name	No. of periods	Subject Enrichment Activity	Teaching Aids
Lesson:1 Chemical Reaction & Equation	10	Experiment To classify the reactions into combination reaction, decomposition reaction, displacement reaction and double displacement reaction.	E-smart Laboratory Equipments
Lesson: 6 Life Processes	10	Experiment To prepare a temporary mount of leaf peel to show stomata.	E-smart Temporary Slides

Lesson:10 Light: Reflection	8	Experiment To trace the path of rays of light using rectangular glass slab.	E-smart Laboratory Equipments
--------------------------------	---	---	----------------------------------

MAY

Chapter No.& Name	No. of periods	Subject Enrichment Activity	Teaching Aids
Lesson:7 Control and Co-ordination	10		E-smart Permanent Slides
Lesson:2 Acids, Bases and Salts	8	Experiment To find the pH of samples using pH paper and universal indicator	E-smart Laboratory Equipments
Lesson:12 Light: Refraction	10	Experiment To trace the path of rays of light using rectangular glass prism.	E-smart Laboratory Equipments

JUNE SUMMER VACATION**JULY**

Chapter No.& Name	No. of periods	Subject Enrichment Activity	Teaching Aids
Lesson:5 Periodic Classification of Elements	8	Experiment To study the properties of acetic acid.	E-smart Laboratory Equipments
Lesson: 15 Our Environment	8	Experiment To show that CO ₂ is given out during respiration.	E-smart
Lesson:14 Sources of Energy	9	Experiment To determine the focal length of concave mirror and convex lens.	E-smart

AUGUST

Chapter No.& Name	No. of periods	Subject Enrichment Activity	Teaching Aids
Lesson: 3 Metals and Non-metals	10	Experiment To observe the action of metals on salt solution and to observe the decreasing order of reactivity of metals.	E-smart Laboratory Equipments
Lesson: 16 Management of Natural Resources	5		E-smart
Lesson:11 Human eye and colourful world	10	Experiment : To find the image distance for varying object distances in case of convex lens.	E-smart Laboratory Equipments

SEPTEMBER**HALF YEARLY EXAMINATION****SECOND TERM (OCTOBER TO MARCH)****OCTOBER**

Chapter No.& Name	No. of periods	Subject Enrichment Activity	Teaching Aids
Lesson: 4 Carbon and its compounds	20	Experiment To study the comparative cleaning capacity of a sample of soap is hard and soft.	E-smart Laboratory Equipments
Lesson:8 How do organisms reproduce?	12	Experiment To study binary fission in Amoeba and budding in yeast.	E-smart Permanent Slides Laboratory Equipments
Lesson: 12 Electricity	10	Experiment To study the dependence of potential difference across a resistor on the current passing through it	E-smart Laboratory Equipments

NOVEMBER

Lesson No. & Name	No. of periods	Subject Enrichment Activity	Teaching Aids
Lesson:13 Magnetic Effects of Electric Current	10	Experiment To determine the equivalent resistance of resistors connected in series and parallel	E-smart Laboratory Equipments
Lesson:9 Heredity and Evolution	10	Experiment To study different parts of an embryo of a dicot seed	E-smart Permanent Slides

DECEMBER**REVISION FOR PRE BOARD****JANUARY & FEBRUARY PRE-BOARD +****REVISION FOR ANNUAL EXAMINATION****MARCH****ANNUAL EXAMINATIONS****SOCIAL SCIENCE****Name of Books:****Publication: NCERT**

1. India and the contemporary world -II
2. Democratic Politics -II
3. Geography Contemporary -II
4. Understanding Economic Development -II
5. Disaster Management

“A Subject which not only provides vast knowledge but also enables the human being to adapt himself in social, economic, political and cultural life.”

AIMS AND OBJECTIVES:

1. Understand India and make a comparison with other countries in the world.
2. Develop respect for the rights of all social divisions that exist in society.
3. Get acquainted with revolutionary ideas and new philosophies.
4. Accept the need to protect and conserve environment.
5. Develop good human values and the spirit of tolerance and appreciate the role of India in today's world.
6. Develop respect for the constitution and appreciation of constitutional values.

NOTE:

1. All the activities and map skills must be done carefully.
2. Notebooks must be kept carefully for assessment and revision for annual examination.
3. Test notebooks must be properly maintained for whole term.

INSTRUCTION FOR THE TEACHERS:

1. It is necessary that teacher's voice should be audible and clear.
2. It is mandatory to prepare the teaching content in advance.
3. All the instructions should be given in English Language.
4. Teacher will make it sure that all the students must carry their study material like Textbooks, Notebooks etc

INSTRUCTION FOR THE STUDENTS:

1. Students must converse in English Language.
2. Students will not speak in Hindi or Punjabi Language.
3. Students must follow all the instructions of the teacher.

FIRST TERM (APRIL TO SEPTEMBER)**APRIL**

Lesson No./ Topic	No. of Periods	Subject Enrichment Activities	Art Integration	Teaching Aids/ Technology
<u>GEOGRAPHY</u> Lesson-1: Resources and Development	5	Map Activity	Flow Chart	Text Book, E-Smart Board Content
<u>Economics</u> Lesson-1: Development	5		Graphs Analyses	E-Smart Board Content
<u>CIVICS</u> Lesson-1: Power Sharing	5		Discussion	E-Smart Board Content
<u>Civics</u> <u>Lesson-2:</u> <u>Federalism</u>	4			E-Smart Board Content

MAY

Lesson No. / Topic	No. of Periods	Subject Enrichment Activities	Art Integration	Teaching Aids/ Technology
<u>History</u> Lesson-3: Nationalism in India	7	Map Work	Story Telling	E-Smart Content
<u>Geography</u> Lesson-2: Forest and Wildlife (To be assessed in the Periodic Test only and will not be evaluated in Board Examination)	2			E-Smart Content
<u>Economics</u> Lesson-2: Sectors of the Indian Economy	5		Graphs Analyses	E-Smart Content and Graph Analysis
<u>Geography</u> Lesson - 3:Water Resources (To be assessed in the Periodic Test only and will not be evaluated in Board Examination)	2	Only Map Work of Dams		E-Smart Content
<u>Geography</u> Lesson-4: Agriculture	5	Map Activity,	Table of Crops	PPT and Maps

JUNE

**SUMMER VACATION +
PROJECT ON DISASTER MANAGEMENT TOPICS**

JULY

Lesson No. / Topic	No. of Periods	Subject Enrichment Activities	Art Integration	Teaching Aids/ Technology
<u>Civics</u> Lesson-3: Democracy and Diversity (To be assessed in the Periodic Test only and will not be evaluated in Board Examination)	2			E-Smart Content
<u>Economics</u> Lesson-3: Money and Credit	5			Graph Analysis with E-Smart
<u>History</u> Lesson-1: The Rise in of nationalism in Europe	7	Discussion with Reading (Mind Map)	Graffiti Wall Activity	E-Smart Content
<u>Civics</u> Lesson-5: Popular Struggles and Movements. (To be assessed in the Periodic Test only and will not be evaluated in Board Examination)	2			

AUGUST

Lesson No. / Topic	No. of Periods	Subject Enrichment Activities	Art Integration	Teaching Aids/ Technology
<u>CIVICS</u> Lesson-4: Gender, Religion and Caste	5	Discussion		E-Smart Content
<u>Geography</u> Lesson-5: Minerals and Energy Resources	6	Map Work		E-Smart Content
<u>Economics</u> Lesson-4: Globalization and the Indian Economy	5		Collage on MNC Product	E-Smart Content

A. Subject – History: Outline Political Map of India**Chapter-3: Nationalism in India - (1918 - 1930).**

For locating and labelling / Identification.

1. Indian National Congress Sessions- Calcutta (Sep. 1920), Nagpur (Dec. 1920), Madras (1927), Lahore (1929)

2. Important Centres of Indian National Movement

(Non-cooperation and Civil Disobedience Movement)-(i) Champaran (Bihar) - Movement of Indigo Planters,(ii) Kheda (Gujrat) - Peasant Satyagrah, (iii) Ahmedabad (Gujarat) - Cotton Mill Workers Satyagraha,(iv) Amritsar (Punjab) - Jallianwala Bagh Incident,(v) Chauri Chaura (U.P.) - calling off the Non Cooperation Movement,(vi) Dandi (Gujarat) - Civil Disobedience Movement.

B. Subject-Geography: Outline Political Map of India**Chapter 1: Resources and Development**

Identification only: Major soil Types.

Chapter 4: Agriculture

Identification only:(a) Major areas of Rice and Wheat. b) Largest / Major producer states of Sugarcane; Tea; Coffee; Rubber; Cotton and Jute.

Chapter: 5 Mineral and Energy Resources.

Minerals: (Identification only)

(I) Iron Ore Mines: Mayurbhanj, Durg, Bailadila, Bellary, Kudremukh.

(II) Coal mines : Raniganj, Bokaro, Talcher, Neyvali

(III) Oil Fields : Digboi, Naharkatia, Mumbai High, Bassien, Kalol, Ankaleshwar

Power Plants:(Locating and Labelling only)

(a) Thermal : Namrup, Singrauli, Ramagundam,

(b) Nuclear: Narora, Kakrapara, Tarapur, Kalpakkam

SEPTEMBER REVISION + HALF YEARLY EXAM**SECOND TERM (OCTOBER TO MARCH)****OCTOBER**

Lesson No. / Topic	No. of Periods	Subject Enrichment	Art Integration	Teaching Aids/ Technology
History Lesson-4: Making of a Global World or	6	Group Discussion (Mind Map)		E-Smart content

Lesson-5: The Age of Industrialization				
<u>Geography</u> Lesson-6: Manufacturing Industries	6	Map Activity		Map and E-Smart
<u>CIVICS</u> Lesson-6: Political Parties	5		Table of Indian States with State Parties	E-Smart Content
<u>Economics</u> Lesson-5: Consumer Rights (To be done as Project Work only)				

NOVEMBER

Lesson No. / Topic	No. of Periods	Subject Enrichment Activities	Art Integration	Teaching Aids/ Technology
<u>Geography</u> Lesson-7: Lifeline of National Economy	5	Map Activity		E-Smart Content
<u>Civics</u> Lesson-7: Outcomes of Democracy	4		Group Discussion	E-Smart Content
<u>History</u> Lesson-7: Print Culture and the Modern World	6	Group Discussion	Graffiti Wall Activity	E-Smart Content
Lesson-8: Challenges to democracy (To be assessed in the Periodic Test only and will not be evaluated in Board Examination)	3			

LIST OF MAP ITEMS FOR SOCIAL SCIENCE**Chapter 6: Manufacturing Industries**

Locating and Labelling Only

(1) **Cotton Textile Industries:** Mumbai, Indore, Surat, Kanpur, Coimbatore.

(2) **Iron and Steel Plants:** Durgapur, Bokaro, Jamshedpur, Bhilai, Vijaynagarm, Salem.

(3) **Software Technology Parks:** Noida, Gandhinagar, Mumbai, Pune, Hyderabad, Bangaluru, Chennai, Thiruvananthapuram,

Chapter 7 Lifelines of National Economy

(Location and Labelling)

Major Ports: Kandla, Mumbai, Marmagao, New

Mangalore, Kochi, Tuticorin, Chennai, Vishakhapatnam, Paradip, Haldia.

International Airports: Amritsar (Raja Sansi), Delhi (Indira Gandhi

International), Mumbai (Chhatrapati Shivaji), Chennai (Meenam Bakkam)

Kolkata (Netaji Subhash Chandra Bose), Hyderabad (Rajiv Gandhi)

Note: Items of Locating and Labelling may also be given for Identification.

DECEMBER / JANUARY / FEBRUARY

REVISION

MARCH

ANNUAL EXAMINATION

ਪੰਜਾਬੀ

ਪੁਸਤਕ:- 1. ਸਾਹਿਤਕ ਰੰਗ (CBSE)
2. ਸਾਹਿਤਕ ਕਿਰਨਾਂ (CBSE)

ਵਿਆਕਰਨ:- ਪੰਜਾਬੀ ਵਿਆਕਰਨ ਤੇ ਲਿਖਤ ਰਚਨਾ

ਪੰਜਾਬੀ ਭਾਸ਼ਾ:- ਪੰਜਾਬੀ ਭਾਸ਼ਾ ਦਾ ਖੇਤਰ ਕਾਫੀ ਵਿਸ਼ਾਲ ਹੈ। ਭਾਰਤ ਅਤੇ ਪਾਕਿਸਤਾਨ ਤੋਂ ਇਲਾਵਾ ਕੈਨੇਡਾ ਵਿਚ ਵੀ ਪੰਜਾਬੀ ਭਾਸ਼ਾ ਨੂੰ ਮਾਨਤਾ ਮਿਲ ਚੁੱਕੀ। 1947 ਵਿੱਚ ਹਿੰਦੁਸਤਾਨ ਦੀ ਵੰਡ ਦੇ ਨਾਲ-ਨਾਲ ਪੰਜਾਬ ਦੇ ਵੀ ਦੋ ਹਿੱਸੇ ਹੋ ਗਏ। ਪਾਕਿਸਤਾਨ ਦਾ ਪੂਰਬੀ ਪੰਜਾਬ ਅਤੇ ਭਾਰਤ ਦਾ ਪੱਛਮੀ ਪੰਜਾਬ ਬਣ ਗਿਆ। ਭਾਰਤ ਦੇ ਪੱਛਮੀ ਪੰਜਾਬ ਦੀ ਭਾਸ਼ਾ ਦੀ ਲਿਪੀ ਅਤੇ ਪਾਕਿਸਤਾਨ ਦੇ ਪੂਰਬੀ ਪੰਜਾਬ ਦੀ ਭਾਸ਼ਾ ਦੀ ਲਿਪੀ ਸ਼ਾਹਮੁਖੀ ਹੈ। ਭਾਰਤ ਵਿਚ ਪੰਜਾਬੀ ਨੂੰ ਰਾਜ ਭਾਸ਼ਾ ਦਾ ਦਰਜਾ ਪ੍ਰਾਪਤ ਹੈ ਪਰ ਪਾਕਿਸਤਾਨ ਵਿਚ ਪੰਜਾਬੀ ਦੀ ਅਜਿਹੀ ਸਥਿਤੀ ਨਹੀਂ ਹੈ। ਉੱਥੋਂ ਦੀ ਲਿਪੀ ਉਰਦੂ ਹੈ। ਪਹਿਲੀ ਵਾਰ ਹਾਫਿਜ਼ ਬਰਖੁਰਦਾਰ ਨੇ 1672 ਈ: ਵਿਚ ਪੰਜਾਬ ਦੀ ਬੋਲੀ ਨੂੰ ਪੰਜਾਬੀ ਕਿਹਾ ਸੀ।

ਰੋਮ-ਰੋਮ 'ਚੋ ਕਰੀਏ ਇਉਂ ਸਨਮਾਨ ਪੰਜਾਬੀ ਦਾ,
ਜ਼ੱਰਾ-ਜ਼ੱਰਾ ਕਹਿ ਉਠੇ, ਸਾਨੂੰ ਮਾਣ ਪੰਜਾਬੀ ਦਾ।
ਰੱਬੀ ਉਸਤਤ ਵਾਂਗੂੰ ਹੈ ਗੁਣਗਾਨ ਪੰਜਾਬੀ ਦਾ,
ਜ਼ੱਰਾ-ਜ਼ੱਰਾ ਕਹਿ ਉਠੇ, ਸਾਨੂੰ ਮਾਣ ਪੰਜਾਬੀ ਦਾ।

• ਅਧਿਆਪਕਾਂ ਲਈ ਦਿਸ਼ਾ ਨਿਰਦੇਸ਼:-

1. ਔਖੇ ਸ਼ਬਦਾਂ ਦੇ ਅਰਥ ਜ਼ਰੂਰ ਸਮਝਾਏ ਜਾਣ।
2. ਇਕਾਂਗੀ ਦਾ ਮੰਚਨ ਵਿਦਿਆਰਥੀਆਂ ਤੋਂ ਜਮਾਤ ਵਿਚ ਕਰਵਾਇਆ ਜਾਵੇ।

3. ਵਿਦਿਆਰਥੀਆਂ ਦੀ ਲਿਖਾਈ ਵੱਲ ਖਾਸ ਧਿਆਨ ਦਿੱਤਾ ਜਾਵੇ।
4. ਸਮਾਰਟ ਬੋਰਡ ਦੀ ਵੱਧ ਤੋਂ ਵੱਧ ਵਰਤੋਂ ਕੀਤੀ ਜਾਵੇ।
5. ਸਮੇਂ-ਸਮੇਂ ਤੇ ਖਾਸ ਮੌਕਿਆਂ 'ਤੇ ਅਖਬਾਰ ਵਿੱਚੋਂ ਲੇਖ ਪੜ੍ਹਾਏ ਜਾਣ।
6. ਆਰਟ ਇੰਟੀਗ੍ਰੇਸ਼ਨ /ਪੋਰਟ ਫੋਲੀਓ ਜਰੂਰ ਕਰਵਾਇਆ ਜਾਵੇ।

• **ਵਿਦਿਆਰਥੀਆਂ ਲਈ ਦਿਸ਼ਾ ਨਿਰਦੇਸ਼:-**

1. ਸਾਹਿਤਕ ਰੰਗ ਅਤੇ ਕਿਰਨਾਂ ਦੀ ਕਾਪੀ ਅਲੱਗ-ਅਲੱਗ ਹੋਣੀ ਚਾਹੀਦੀ ਹੈ।
2. ਕਾਪੀਆਂ ਕਵਰ ਹੋਣੀਆਂ ਚਾਹੀਦੀਆਂ ਹਨ।
3. ਕੰਮ ਸੁੰਦਰ ਲਿਖਾਈ ਵਿਚ ਲਿਖਿਆ ਜਾਵੇ।
4. ਹਰ ਪਾਠ ਲਿਖਣ ਤੋਂ ਪਹਿਲਾ ਮਿਤੀ ਅਤੇ ਦਿਨ ਜਰੂਰ ਲਿਖਿਆ ਜਾਵੇ।
5. ਹਰ ਪ੍ਰਸ਼ਨ ਦੇ ਉੱਤਰ ਤੋਂ ਬਾਅਦ ਲਾਈਨ ਜਰੂਰ ਲਗਾਈ ਜਾਵੇ।
6. ਟੈਸਟ ਕਾਪੀ 'ਤੇ ਮਾਤਾ-ਪਿਤਾ ਦੇ ਦਸਤਖਤ ਜਰੂਰ ਕਰਵਾਏ ਜਾਣ।
7. ਸਮਾਂ ਸਾਰਨੀ ਅਨੁਸਾਰ ਪੁਸਤਕ ਲੈ ਕੇ ਆਉਣੀ ਜਰੂਰੀ ਹੈ।

• **ਉਦੇਸ਼:-**

1. ਵਿਦਿਆਰਥੀਆਂ ਨੂੰ ਪੰਜਾਬੀ ਭਾਸ਼ਾ ਦਾ ਗਿਆਨ ਕਰਵਾਉਣਾ।
2. ਵਿਦਿਆਰਥੀਆਂ ਦੇ ਸ਼ਬਦ ਭੰਡਾਰ ਵਿਚ ਵਾਧਾ ਕਰਨਾ।
3. ਵਿਆਕਰਨ ਦੇ ਨਿਯਮਾਂ ਦਾ ਪੂਰਨ ਗਿਆਨ ਕਰਵਾਉਣਾ।
4. ਵਿਦਿਆਰਥੀਆਂ ਨੂੰ ਪੰਜਾਬੀ ਭਾਸ਼ਾ ਲਿਖਣ ਅਤੇ ਬੋਲਣ ਦੇ ਯੋਗ ਬਣਾਉਣਾ।
5. ਵਿਦਿਆਰਥੀਆਂ ਅੰਦਰ ਪੰਜਾਬੀ ਭਾਸ਼ਾ ਪ੍ਰਤੀ ਰੁਚੀ ਪੈਦਾ ਕਰਨੀ।

ਪਹਿਲੀ ਛਿਮਾਹੀ ਅਪ੍ਰੈਲ ਤੋਂ ਸਤੰਬਰ ਤੱਕ

ਅਪ੍ਰੈਲ

ਪਾਠ ਨੰਬਰ/ਵਿਸ਼ਾ	ਦਿਨ	ਗਤੀਵਿਧੀ	ਆਰਟ ਇੰਟੀਗ੍ਰੇਸ਼ਨ ਪੋਰਟ ਫੋਲੀਓ	ਸਹਾਇਕ ਸਮੱਗਰੀ
ਸਾਹਿਤਕ ਕਿਰਨਾਂ:- ਸ਼ਬਦ 'ਗਉੜੀ ਬੈਰਾਗਣਿ ਮ:3' (ਗੁਰੂ ਅਮਰਦਾਸ ਜੀ ਕਵੀ)	4	ਦਸ ਗੁਰੂਆਂ ਦੇ ਜੀਵਨ ਬਾਰੇ ਜਾਣਕਾਰੀ ਦੇਣਾ	ਗੁਰੂਆਂ ਦਾ ਫਲੋਅ ਚਾਰਟ ਬਣਵਾਉਣਾ	ਪਾਠ-ਪੁਸਤਕ ਵੀਡੀਓ
ਸਾਹਿਤਕ ਰੰਗ:- ਪਾਠ-ਮੈਂ ਕਿਸੇ ਤੋਂ ਘੱਟ ਨਹੀਂ (ਕਹਾਣੀ)	5	ਅਪਾਹਜ ਵਿਅਕਤੀ ਦੀ ਵੀਡੀਓ ਦਿਖਾਉਣੀ		ਪਾਠ-ਪੁਸਤਕ ਵੀਡੀਓ
ਵਿਆਕਰਨ:- ਸਮਾਸੀ ਸ਼ਬਦ (ਬਹੁਵਿਕਲਪੀ)	1	ਸਾਰਥਕ ਅਤੇ ਨਿਰਾਰਥਕ ਸ਼ਬਦਾਂ ਬਾਰੇ ਜਾਣਕਾਰੀ ਦੇਣਾ		ਵਿਆਕਰਨ ਪੁਸਤਕ
ਅਣਡਿੱਠਾ ਪੈਰਾ	1	ਅਣਡਿੱਠਾ ਪੈਰਾ ਗਤੀਵਿਧੀ		ਕਿਤਾਬ ,ਕਾਪੀ

ਮਈ

ਪਾਠ ਨੰਬਰ/ਵਿਸ਼ਾ	ਦਿਨ	ਗਤੀਵਿਧੀ	ਆਰਟ ਇੰਟੀਗ੍ਰੇਸ਼ਨ ਪੋਰਟ ਫੋਲੀਓ	ਸਹਾਇਕ ਸਮੱਗਰੀ
ਸਾਹਿਤਕ		ਪੰਜਾਬੀ ਸੱਭਿਆਚਾਰ	ਪੰਜਾਬੀ ਸੱਭਿਆਚਾਰ	ਪਾਠ-ਪੁਸਤਕ, ਸਮਾਰਟ

ਕਿਰਨਾਂ:- ਕਵਿਤਾ 'ਗੁੰਮ ਨੇ ਰਸੋਈ ਵਿੱਚੋਂ.....' ਕਵੀ ਕਸ਼ਮੀਰ ਨੀਰ	4	ਬਾਰੇ ਜਾਣਕਾਰੀ ਦੇਣੀ	ਵਿੱਚੋਂ ਗੁੰਮ ਹੋ ਰਹੀਆਂ ਵਸਤਾਂ ਦੀ ਗ੍ਰੈਫਟੀ ਵਾਲ	ਬੋਰਡ
ਪਾਠ-ਪੱਛੋਂ ਦੀਆਂ ਪੈਣ ਕਣੀਆਂ (ਵਾਰਤਕ)	5	ਵਿਸ਼ੇ ਬਾਰੇ ਵਿਚਾਰ- ਚਰਚਾ ਕਰਨੀ		ਪਾਠ-ਪੁਸਤਕ
ਸਾਹਿਤਕ ਰੰਗ:- ਪਾਠ-ਬੀਬੀ ਭਾਨੀ ਜੀ (ਜੀਵਨੀ)	5	ਸਿੱਖ ਧਰਮ ਦੀਆਂ ਮਹਾਨ ਔਰਤਾਂ ਬਾਰੇ ਜਾਣਕਾਰੀ ਦੇਣਾ	ਬੀਬੀ ਰਜਨੀ ਦੀ ਕਹਾਣੀ ਸੁਣਾਉਣਾ	ਪਾਠ-ਪੁਸਤਕ ਫਲੈਸ਼ ਕਾਰਡ
ਵਿਆਕਰਨ:- ਮੁਹਾਵਰੇ (ਕ ਤੋਂ ਘ)	2	ਭਾਸ਼ਾ ਵਿਚ ਮੁਹਾਵਰਿਆਂ ਦੀ ਵਰਤੋਂ ਕਰਨ ਬਾਰੇ ਦੱਸਣਾ		ਪਾਠ-ਪੁਸਤਕ
ਸੁਣਨ ਕੌਸ਼ਲ	1	ਸੁਣਨ ਕੌਸ਼ਲ ਗਤੀਵਿਧੀ ਕਰਵਾਉਣੀ		ਸਮਾਰਟ ਬੋਰਡ
ਅਣਡਿੱਠੀ ਕਾਵਿ- ਟੁਕੜੀ	1	ਕਾਵਿ-ਟੁਕੜੀ ਕਰਵਾਉਣੀ		ਪਾਠ ਪੁਸਤਕ, ਕਾਪੀ

ਜੁਨ:- ਗਰਮੀ ਦੀਆਂ ਛੁੱਟੀਆਂ

ਜੁਲਾਈ

ਪਾਠ ਨੰਬਰ/ਵਿਸ਼ਾ	ਦਿਨ	ਘਤੀਵਿਧੀ	ਆਰਟ ਇੰਟੀਗ੍ਰੇਸ਼ਨ ਪੋਰਟ ਫੋਲੀਓ	ਸਹਾਇਕ ਸਮੱਗਰੀ
ਸਾਹਿਤਕ ਰੰਗ:- ਪਾਠ-ਈਅਰ ਫੋਨ (ਕਹਾਣੀ)	5	ਈਅਰ ਫੋਨ ਦੇ ਨੁਕਸਾਨ ਬਾਰੇ ਦੱਸਣਾ	ਕਵਿਤਾ ਤੋਂ ਕਹਾਣੀ ਬਣਾਉਣਾ	ਪਾਠ-ਪੁਸਤਕ
ਪਾਠ-ਬੇਬੇ ਰਾਮ ਭਜਨੀ (ਇਕਾਂਗੀ)	6	ਨਸ਼ੇ ਅਤੇ ਜੂਏ ਦੇ ਨੁਕਸਾਨ ਬਾਰੇ ਦੱਸਣਾ	ਇਕਾਂਗੀ ਮੰਚਨ ਕਰਵਾਉਣਾ	ਪਾਠ-ਪੁਸਤਕ, ਜਮਾਤ ਦੇ ਸਜੀਵ ਪਾਤਰ
ਵਿਆਕਰਨ:- ਕਿਰਿਆ ਵਿਸ਼ੇਸ਼ਣ (ਬਹੁਵਿਕਲਪੀ)	1	ਕਿਰਿਆ ਵਿਸ਼ੇਸ਼ਣ ਬਾਰੇ ਸਮਾਰਟ ਬੋਰਡ ਰਾਹੀਂ ਜਾਣਕਾਰੀ ਦੇਣਾ	ਪੇਪਰ ਆਰਟ ਬਣਵਾਉਣਾ	ਵਿਆਕਰਨ ਪੁਸਤਕ ਸਮਾਰਟ ਬੋਰਡ

ਅਗਸਤ

ਪਾਠ ਨੰਬਰ/ਵਿਸ਼ਾ	ਦਿਨ	ਗਤੀਵਿਧੀ	ਆਰਟ ਇੰਟੀਗ੍ਰੇਸ਼ਨ ਪੋਰਟ ਫੋਲੀਓ	ਸਹਾਇਕ ਸਮੱਗਰੀ
ਸਾਹਿਤਕ ਕਿਰਨਾਂ:- ਪਾਠ- ਆਦਤਾਂ (ਵਾਰਤਕ)	5	ਚੰਗੀਆਂ ਆਦਤਾਂ ਬਾਰੇ ਜਾਣਕਾਰੀ ਦੇਣਾ	ਗ੍ਰੈਫਟੀ ਵਾਲ ਗਤੀਵਿਧੀ	ਪਾਠ-ਪੁਸਤਕ
ਪਾਠ- ਹੈਂਕੜ ਅਤੇ	4	ਹੈਂਕੜ ਅਤੇ ਹਉਮੈ ਦੇ		ਪਾਠ-ਪੁਸਤਕ

ਹੁੰਮੈ ਦੀ ਮਾਰ (ਵਾਰਤਕ)		ਨੁਕਸਾਨ ਦੱਸਣਾ		
ਪਾਠ-ਪੰਜਾਬ ਦੇ ਲੋਕਗੀਤ (ਵਾਰਤਕ)	4	ਘੋੜੀਆਂ ਅਤੇ ਸੁਹਾਗ ਸੁਣਾਉਣੇ	ਘੋੜੀਆਂ ਅਤੇ ਸੁਹਾਗ ਗਾਉਣੇ	ਸਮਾਰਟ-ਬੋਰਡ ਪਾਠ-ਪੁਸਤਕ
ਵਿਆਕਰਨ :- ਲੇਖ:- ਵਿਚਾਰ ਪ੍ਰਧਾਨ	3	ਲੇਖ ਲਿਖਣ ਲਈ ਜਰੂਰੀ ਨੁਕਤੇ ਦੱਸਣੇ		ਵਿਆਕਰਨ ਪੁਸਤਕ
ਪੱਤਰ:- ਨਿੱਜੀ ਪੱਤਰ	2	ਪੱਤਰ ਲਿਖਣ ਦੇ ਢੰਗ ਬਾਰੇ ਦੱਸਣਾ		ਪੁਸਤਕ, ਗ੍ਰੀਨ ਬੋਰਡ
ਤਸਵੀਰ ਵਰਣਨ ਗਤੀਵਿਧੀ	2	ਤਸਵੀਰ ਦੇਖ ਕੇ ਵਰਣਨ ਕਰਨਾ		ਤਸਵੀਰ, ਕਿਤਾਬ

ਸਤੰਬਰ ਦੁਹਰਾਈ ਤੇ ਪਹਿਲੀ ਛਿਮਾਹੀ ਦੀ ਪਰੀਖਿਆ ਦੂਸਰੀ ਛਿਮਾਹੀ ਅਕਤੂਬਰ ਤੋਂ ਮਾਰਚ ਤੱਕ

ਅਕਤੂਬਰ

ਪਾਠ ਨੰਬਰ/ਵਿਸ਼ਾ	ਦਿਨ	ਗਤੀਵਿਧੀ	ਆਰਟ ਇੰਟੀਗ੍ਰੇਸ਼ਨ ਪੋਰਟ ਫੋਲੀਓ	ਸਹਾਇਕ ਸਮੱਗਰੀ
ਸਾਹਿਤਕ ਕਿਰਨਾਂ:- ਕਵਿਤਾ 'ਗੁਰੂ ਉਪਦੇਸ਼' ਪਵਨ ਹਰਚੰਦਪੁਰੀ ਕਵੀ	3	ਖਾਲਸਾ ਪੰਥ ਬਾਰੇ ਜਾਣਕਾਰੀ ਦੇਣੀ		ਪਾਠ-ਪੁਸਤਕ
ਕਵਿਤਾ 'ਮਾਣ ਪੰਜਾਬੀ ਦਾ' ਕੁਲਵੰਤ ਸਿੰਘ ਰਫੀਕ ਕਵੀ	3	ਪੰਜਾਬੀ ਭਾਸ਼ਾ ਦੀ ਮਹੱਤਤਾ ਬਾਰੇ ਜਾਣਕਾਰੀ ਦਿੰਦਾ ਗੀਤ ਸੁਣਾਉਣਾ	ਗੀਤ ਸੁਣਾਉਣਾ	ਪਾਠ ਪੁਸਤਕ ਸਮਾਰਟ ਬੋਰਡ
ਸਾਹਿਤਕ ਰੰਗ:- ਪਾਠ-ਉੱਡਣਾ ਸਿੱਖ ਮਿਲਖਾ ਸਿੰਘ (ਜੀਵਨੀ)	5	ਮਿਲਖਾ ਸਿੰਘ ਦੇ ਜੀਵਨ ਨਾਲ ਸੰਬੰਧਿਤ ਵੀਡੀਓ ਦਿਖਾਉਣੀ	ਕੋਲਾਜ ਬਣਵਾਉਣਾ	ਪਾਠ ਪੁਸਤਕ ਸਮਾਰਟ ਬੋਰਡ
ਵਿਆਕਰਨ:- ਅਗੇਤਰ , ਪਿਛੇਤਰ	1	ਮੂਲ ਸ਼ਬਦਾਂ ਬਾਰੇ ਜਾਣਕਾਰੀ ਦੇਣਾ		ਵਿਆਕਰਨ ਪੁਸਤਕ
ਮੁਹਾਵਰੇ (ਛ ਤੋਂ ਝ)	2	ਭਾਸ਼ਾ ਵਿਚ ਮੁਹਾਵਰਿਆਂ ਦੀ ਵਰਤੋਂ ਬਾਰੇ ਦੱਸਣਾ		ਵਿਆਕਰਨ ਪੁਸਤਕ ਸਮਾਰਟ ਬੋਰਡ
ਦਫ਼ਤਰੀ ਪੱਤਰ	3	ਪੱਤਰ ਲਿਖਣ ਦਾ ਢੰਗ ਦੱਸਣਾ		ਵਿਆਕਰਨ ਪੁਸਤਕ ਗ੍ਰੀਨ ਬੋਰਡ

ਨਵੰਬਰ

ਪਾਠ ਨੰਬਰ/ਵਿਸ਼ਾ	ਦਿਨ	ਗਤੀਵਿਧੀ	ਆਰਟ ਇੰਟੀਗ੍ਰੇਸ਼ਨ ਪੋਰਟ ਫੋਲੀਓ	ਸਹਾਇਕ ਸਮੱਗਰੀ
ਸਾਹਿਤਕ ਕਿਰਨਾਂ:- ਕਲਾਤਮਕ ਰੁਚੀਆਂ: ਪ੍ਰਕਿਰਤੀ ਅਤੇ ਪਹਿਚਾਣ (ਵਾਰਤਕ)	5	ਕਲਾ ਦੀ ਪਹਿਚਾਣ ਬਾਰੇ ਜਾਣਕਾਰੀ ਦੇਣਾ		ਪਾਠ-ਪੁਸਤਕ

ਪਾਠ-ਅਣਥੱਕ ਵਿਗਿਆਨੀ ਡਾ.ਅਬਦੁਲ ਕਲਾਮ(ਜੀਵਨੀ)	5	ਡਾ. ਅਬਦੁਲ ਕਲਾਮ ਦੇ ਵਿਚਾਰ ਸੁਣਨੇ	ਡਾ. ਅਬਦੁਲ ਕਲਾਮ ਦੇ ਵਿਚਾਰ ਲਿਖਵਾਉਣੇ	ਪਾਠ-ਪੁਸਤਕ ਸਮਾਰਟ ਬੋਰਡ
ਪਾਠ-ਦੁਸ਼ਮਣੀ (ਕਹਾਣੀ)	5	ਭਾਈਚਾਰਕ ਸਾਂਝ ਲਈ ਪ੍ਰੇਰਿਤ ਕਰਨਾ		ਪਾਠ-ਪੁਸਤਕ
ਵਿਆਕਰਨ:- ਬਹੁਅਰਥਕ ਸ਼ਬਦ	2	ਸ਼ਬਦ ਭੰਡਾਰ ਵਿਚ ਵਾਧਾ ਕਰਨਾ		ਵਿਆਕਰਨ ਪੁਸਤਕ
ਇਸ਼ਤਿਹਾਰ ਲੇਖਣ	1	ਇਸ਼ਤਿਹਾਰ ਲੇਖਣ ਕਰਵਾਉਣਾ	ਇਸ਼ਤਿਹਾਰ ਲੇਖਣ	ਵਿਆਕਰਨ ਪੁਸਤਕ
ਆਮ ਵਿਸ਼ੇ ਨਾਲ ਸੰਬੰਧਿਤ ਲੇਖ	5	ਵਿਸ਼ੇ ਬਾਰੇ ਵਿਚਾਰ ਚਰਚਾ ਕਰਨੀ	ਭਾਸ਼ਣ ਪ੍ਰਤੀਯੋਗਤਾ ਕਰਵਾਉਣੀ	ਵਿਆਕਰਨ ਪੁਸਤਕ

ਦਸੰਬਰ ਤੋਂ ਫਰਵਰੀ:- ਸਾਰੇ ਸਿਲੇਬਸ ਦੀ ਰਵੀਜਨ ਅਤੇ ਪ੍ਰੀ-ਬੋਰਡ ਪਰੀਖਿਆ
ਮਾਰਚ:- ਸਾਲਾਨਾ ਪਰੀਖਿਆ

INFORMATION TECHNOLOGY- 402

IMPORTANCE OF COMPUTER EDUCATION

Computer technology has a deep impact on the education sector. Thanks to computers, imparting education has become easier and much more interesting than before. Computers have changed the way we study/work, be it any course/profession. Computers play a vital role in every field especially it play an important role in education. That is why the education system has made computer education a part of school curriculum. Considering the use of computer technology in almost every sphere of life, it is important for everyone to have at least the basic knowledge of using computers.

AIMS & OBJECTIVES:

1. Foremost aim is to make students Technology Savvy.
2. To prepare students for the Job of Domestic Data Entry Operator.
3. To inculcate enough knowledge among the students about Industrial use of I.T.
4. To enable the students in creating documents using Word Processing Software.
5. Students should be able to do calculations using spreadsheet software.
6. Students should be able to create digital presentations.
7. To create awareness among students about e- mail messaging and database development.

INSTRUCTION FOR THE TEACHERS:

1. It is necessary to take students to the lab once in a week according to fix Time Table.
2. It is necessary to perform all the given activities.

3. Teacher will look after each & every child in lab.
4. Teacher will make it sure that all the students have performed the lab activity or not.
5. Students will be evaluated on the basis of skills in practicals, Practical File, Project, Viva and Written Exam.

INSTRUCTIONS FOR THE STUDENTS:

1. Students will bring their books according to time table.
2. Students will sit according to Roll No. in lab.
3. Students will not change the Control Panel Settings.
4. Students will follow all the Rules & Regulations of Lab + Instructions of Teacher.

TOOLS & TECHNIQUES:

Exploratory Thinking, Demonstration Method, Active Learner Participation, Logical Thinking, Experimentation Method, Effective integration of Technology, Oral Questioning.

FIRST TERM (APRIL TO SEPTEMBER)

APRIL

Chapter No./ Name of Chapter	No. of Periods	Lab Activities	Teaching Aids
Web Applications	9	<ol style="list-style-type: none"> 1. Working with various Accessibility Options 2. Networking and their types 3. Chatting using Google Talk 4. Creating Blogs 5. Internet Security 	Computer Lab, E-Smart Board, Digital Books

MAY

Chapter No./ Name of Chapter	No. of Periods	Lab Activities	Teaching Aids
Word Processing (Intermediate)	12	<ol style="list-style-type: none"> 1. Managing Header and Footer in documents 2. Creating Document Template 3. Applying Character Formats and Text Wrapping 	E-Smart Board, Stylus, Digital Books, Computer Lab

JUNE SUMMER VACATIONS**JULY**

Chapter No./ Name of Chapter	No. of Periods	Lab Activities	Teaching Aids
Spreadsheet (Intermediate)	8	<ol style="list-style-type: none"> Using Autosum in cells Applying Conditional Formatting Hide/Unhide/Freeze the rows and columns Apply cell and range names Inserting Charts Sort and filter data Using Multiple Workbooks 	E-Smart Board, Stylus, Computer Lab, Digital Books

AUGUST

Chapter No./ Name of Chapter	No. of Periods	Lab Activities	Teaching Aids
Digital Presentation	6	<ol style="list-style-type: none"> Inserting movie, audio clips Inserting charts and tables Inserting transitions and animations 	E-Smart Board, Stylus, Digital Books

AUGUST & SEPTEMBER

REVISIONS + HALF YEARLY EXAMINATION

SECOND TERM (OCTOBER TO MARCH)**OCTOBER**

Chapter No./ Name of Chapter	No. of Periods	Lab Activities	Teaching Aids
E- Mail Messaging	6	<ol style="list-style-type: none"> Working with calendar Schedule an appointment Creating a meeting request Create and edit a task and notes 	E-Smart Board, Stylus, Digital Books

NOVEMBER

Chapter No./ Name of Chapter	No. of Periods	Lab Activities	Teaching Aids
Database Development	10	<ol style="list-style-type: none"> Manipulating data of database Create and manage various table queries Design Reports 	E-Smart Board, Stylus, Digital Books

DECEMBER

Chapter No./ Name of Chapter	No. of Periods	Lab Activities	Teaching Aids
Employability Skills	10	1. Self Management Skills 2. Entrepreneur Skills 3. Basic ICT Skills 4. Green Skills	E-Smart Board, Stylus, E Book

JANUARY REVISION OF WHOLE SYLLABUS**FEBRUARY** PRACTICAL + VIVA**MARCH** ANNUAL EXAMINATION

(50 Marks Paper will be there covering whole syllabus as per CBSE guidelines)

Evaluation Criteria For Practical

Practical Skills (15 Marks)	Written Test (10 Marks)	Practical File (10 Marks)	Viva/ Oral Questioning (15 Marks)	Total Marks = 50

Examination Criteria

Practical - 50 Marks	Theory - 50 Marks	Total Marks = 100

नैतिक शिक्षा

पुस्तक : धर्म शिक्षा

प्रकाशन : डी .ए .वी .प्रकाशन

शष्टाचार अथवा वनम्रतापूर्वक एवं शालीनतापूर्ण आचरण ही वह आभूषण है, जो मनुष्य को आदर सम्मान दिलाता है।

नोट:

1. धर्म शिक्षा पुस्तक पढ़ना ही काफी नहीं है, बल्कि अपने जीवन को धर्मिक व सदाचारी बनाना जरूरी है।
2. शिक्षा क्रम के अनुसार हवन से पहले बच्चों को दान देने के लिए प्रेरित किया जाए।

सामान्य उद्देश्य:

1. छात्रों में माता-पिता, अध्यापकों एवं बुजुर्गों के प्रति सम्मान और सेवाभावना उत्पन्न करना।
2. छात्र-छात्राओं में इश्वरभक्ति की भावना के साथ-साथ, उनमें आस्तिकता की भावना उत्पन्न करना।

3. धार्मिक रुच का संवर्धन करना, अच्छी आदतें डालना।
4. उन्हें देश एवं जाति की सेवा के प्रतिकर्तव्य निष्ठ बनाना।
5. उत्तम ग्रंथों के माध्यम से स्वाध्याय के प्रति रुच जाग्रत करना।
6. देश-धर्म की सेवा में जीवन लगाने वाले तथा उत्तम ग्रंथों की रचना द्वारा ज्ञान का संवर्धन करने वाले महापुरुषों के चरित्र से परिचय करवाना।

अध्यापकों के लिए सामान्य निर्देश :

1. बच्चों को प्रतिदिन नैतिक मूल्यों की जानकारी देना।
2. बच्चों को पुस्तक ज्ञान को अपने अंदर डालने के लिए प्रेरित करना।
3. उत्तर पुस्तिका में उत्तर ध्यानपूर्वक लिखना व बच्चों को लिखवाना।
4. समय-समय पर जाँचना।

वद्यार्थियों के लिए सामान्य निर्देश :

1. वद्यार्थी कक्षा में अनुशासित ढंग से पठन-पाठन प्रक्रिया में भाग लें।
2. अध्यापकों द्वारा दी गई शिक्षा पर अमल करें।
3. मंत्र, प्रार्थनाओं का नित्य अभ्यास करें।
4. सदाचारी, शष्टाचारी बनें व अनुशासन में रहें।

प्रथम सत्र (अप्रैल से सितंबर तक)

अप्रैल

पाठ का नाम और वषय	कालांश	गति व धर्याँ	सहायक सामग्री
पाठ 1-अनादि तेरी अनन्त महिमा आर्य समाज के नियम	1	छात्र समझकर प्रार्थना याद करेंगे स सस्वर गायन करेंगे स नियम याद करवाना स	पुस्तक
पाठ 2-वेदों की उत्पत्ति	1	वेदों के वषयों के नाम याद करेंगे स	दृश्यात्मक
पाठ 4-दयानन्द के उपकार	1	भजन याद करेंगे स	पुस्तक

मई

पाठ का नाम और वषय	कालांश	गति व धयाँ	सहायक सामग्री
पाठ 5-श्राद्ध और तर्पण	1	श्राद्ध के गुण दोषों को समझेंगे ।	उदाहरण
पाठ 6-सुख के तीन मार्ग	1	जीवन को सुखी बनाने के लए तीनों मार्गों को अपनाएंगे ।	पुस्तक
पाठ 7-कर्तव्य	1	प्रार्थना याद करेंगे ।	पुस्तक
पाठ 9-महात्मा आनंद स्वामी	1	प्रभु भक्ति का उदाहरण	प्रभु भक्ति का उदाहरण

जून

ग्रीष्मावकाश

जुलाई

पाठ का नाम और वषय	कालांश	गति व धयाँ	सहायक सामग्री
पाठ 10-पुकार	1	प्रार्थना याद करेंगेस	पुस्तक
पाठ12- हमारा शरीर	1	ज्ञानेन्द्रियाँ कर्मेन्द्रियाँ और पांचवायु के नाम याद करेंगे स	रथ का उदाहरण देकर
पाठ 13-भजन ए यज्ञ महिमा	1	गायन कौशल	याद करेंगे स

अगस्त

करवाए गए पाठयक्रम की दोहराई

सतंबर

अर्ध वा र्षक परीक्षा

द्वितीय सत्र अक्टूबर से मार्च तक

अक्टूबर

पाठ का नाम और वषय	कालांश	गति व धयाँ	सहायक सामग्री
पाठ 14-लौह पुरुष सरदार पटेल	1	इनके जीवन से साहसी बनने के लए प्रेरित करनास	उदाहरण
पाठ 15-लाला सूरज भान	1	डी .ए .वी .की शक्षाओं पर चर्चा	डी.ए.वी .के अन्य उदाहरण

आर्य समाज के नियम	1	याद करेंगे	पुस्तक / चार्ट
-------------------	---	------------	----------------

नवम्बर

पाठ का नाम और वषय	कालांश	गति व धर्याँ	सहायक सामग्री
पाठ 16- शरण याचना	1	प्रार्थना याद करेंगे सस्वर ए लयबद्ध गायन	पुस्तक / चार्ट
पाठ 19- संकल्प गीत	1	कठिन शब्दों को सस्वर गायन करवाना	प्राचीन सभ्यता का उदाहरण
पाठ 20- वैदिक प्रार्थनाएँ और शक्षाएँ	1	कल्याणकारी प्रार्थनाओं को याद करवाना व सुनना। सहायक सामग्री	पुस्तक

दिसंबर

पाठ का नाम और वषय	कालांश	गति व धर्याँ	सहायक सामग्री
पाठ 21- आत्म समर्पण	1	भजन सस्वर याद करवाना	पुस्तक

जनवरी / फरवरी करवाए गए पाठ्यक्रम की दोहराई

मार्च वा र्षक परीक्षा

मौ खक पेपर का प्रारूप

जमतउ.प	
क्रण वषय - वस्तु	अंक
1. आर्य समाज के नियम	4
2. कर्तव्य बोध / पुस्तक	4
3. यज्ञ महिमा	4
4. प्रश्नोत्तर	8
5. अनुशासन / वर्दी / कताब(2+2+1)	5
कुलांक	25

जमतउ.प	
क्रण वषय - वस्तु	अंक
1. आर्य समाज के नियम	4
2. शरण याचना / संकल्प गीत	4
3. लौह पुरुष पर वाक्य	4
4. प्रश्नोत्तर	8
5. अनुशासन / वर्दी / कताब (2+2+1)	5
कुलांक	25

PERFORMING ART

"It is the supreme art to awaken joy in creative expression and knowledge."

IMPORTANCE OF MUSIC & DANCE:

Music and dance give great self-satisfaction and self confidence. It brings name, fame and riches i.e. success in life. It has social, emotional and spiritual benefits and gives happiness to life.

COMMON INSTRUCTION FOR THE TEACHERS:

1. Give the introduction about your topic and demonstrate.
2. Pay attention towards Non-Performers.
3. Teacher should be well prepared.
4. The song should be selected according to class level.
5. Assessment of students should be done on regular basis.

COMMON INSTRUCTIONS FOR THE STUDENTS:

1. Move in queue to Music and Dance room.
2. Keep the shoes in shoes rack.
3. Do the practice at home.
4. Don't touch anything without teacher's permission

AIMS:

1. To develop a context for aesthetic and artistic experience and the opportunity to develop personally and physically through participated in dance in an enjoyable environment.
2. To provide for aesthetic experiences and to develop aesthetic awareness in the music, in drama, in dance and literature.

OBJECTIVES:

1. To enhance knowledge and understanding of dance as an aesthetic & artistic experience.
2. Cooperate with others in dance activities.
3. To enrich personal and social development while interacting with others in a variety of structural contexts.
4. To arise the learning interest and area in instrumental learning.
5. To develop the interest to know about Indian culture.
6. To make them able to become an artist.

FIRST TERM (APRIL TO SEPTEMBER)

APRIL to MAY

Pledge & Morning Prayer

Topic	No. of Days	Tools & Techniques	Teaching Aids
Tala (Teen Tala)	6	Demonstration with instrument	Lyrics & Instrument

Punjabi Folk Dance	6	Demonstration with steps	With Sound System
Punjabi Instrument	6	Demonstration with Instruments	Dufli, Harmonium, Chimta

JUNE**SUMMER VACATION****JULY to AUGUST****LUNCH PRAYER**

Topic	No. of Days	Tools & Techniques	Teaching Aids
Punjabi Folk Song	6	Demonstration with instrument	Lyric +Instrument
Punjabi Folk	6	Demonstration with steps	Instrument for beat
RaagBhopali	6	Demonstration with singing	Harmonium, Tabla

AUGUST**REVISION****SEPTEMBER****HALF YEARLY EXAMINATION****SECOND TERM (OCTOBER TO MARCH)****OCTOBER TO NOVEMBER**

Topic	No. of Days	Tools & Techniques	Teaching Aids
Instrument (Guitar)	6	Demonstration with instruments	Harmonium, Tabla etc.
Patriotic (Semi Classical)	6	Knowledge about Acting & Action	Stick & Sound System

DECEMBER / JANUARY / FEBRUARY**REVISION****MARCH****ANNUAL EXAMINATION****HEALTH & PHYSICAL EDUCATION****IMPORTANCE OF PHYSICAL EDUCATION:**

Physical Education is the part of General Education program which is considered with growth, Development and education of students through the medium of muscle activities. It is the education of whole child by means of physical activities. Physical activities are the tools. They are so selected and considered as to influence every child's Physically, Mentally, Emotionally and Morally.

AIMS & OBJECTIVES:

1. Interact with the natural world in a positive manner.
2. Develop qualities such as leadership, team spirit, sense of belongingness, Courage and self defense.
3. Participate in the activities for fun and joy.
4. Conduct the movement with more body control.
5. To ensure optimum growth of each child.
6. Understand that hygienic fitness, protection and health care are important for health.

OBJECTIVES AND LEARNING OUTCOME WILL BE CLEARED TO THE STUDENTS:

- All the Topics must be discussed thoroughly and all book exercises will be discussed orally. Class 5th to 10th, all the three activity of co-scholastic area must be cleared and basic knowledge must be given to students, guide the students, to opt any two and its practice will be done with the help of teachers, throughout the year.
- File of concerned chosen activities will be prepared. It will be accessed and evaluated.

COMMON INSTRUCTION FOR THE TEACHERS:

1. Try to reach in class in time.
2. Bring your classes in the ground in line and discipline.
3. Take care of students in ground specially girls.
4. Prepare your team properly selected students from different classes.
5. Maintain sports ground properly.

COMMON INSTRUCTIONS FOR THE STUDENTS:

1. Move always in line.
2. Maintain Self Discipline in Sports Ground.
3. Obey the instruction given by Teacher.
4. Play the games with team spirit.
5. Follow the rule and regulation during play the game.

Note: All the Activities will be followed according to the CBSE guidelines.

FIRST TERM (APRIL TO SEPTEMBER)**APRIL**

Lesson No./Topic	No. of Periods	Activities	Teaching Aids
Activity	2	Sit-ups / Standing Jump	Stopwatch, Whistle

Any Major Game / SEWA Project:- 'Swachcha Vidyalaya Swachcha Bharat'	4	To Play Game in Ground With Fundamental Skills	Play Game / Video Play Ground
Gym Period	2	Exercise in Gym / Flexed / Blend Arm Hang / Pull-ups	Multi Gym / Horizontal Bar
Yoga / Mass PT	2	Physically in Ground / Yoga, Padamasana & Tarasana / Mass PT	Body Movements / Video

MAY

Lesson No./Topic	No. of Periods	Activities	Teaching Aids
Race	6	Shuttle Run & 50 Meters Dash Race	Stopwatch, Whistle
Any Major Game/ SEWA Project:'Dignity of Labour'	4	To Play Game in Ground With Fundamental Skills	Play Game / Video
Gym Period	2	Exercise in Gym	Multi Gym
Yoga	2	Physically in Ground/Yoga, Chakarasana and Halasana	Body Movements/ Video

JUNE**SUMMER VACATION +
INTERNATIONAL YOGA DAY CELEBRATION****JULY**

Lesson No./Topic	No. of Periods	Activities	Teaching Aids
Any Major Game / SEWA Project:- 'Being Safe and Responsible'	4	To Play Game In Ground With Fundamental Skills	Play Game / Video
Mass PT / Yoga	2	Physically in Ground/Yoga, Vajarasana And Sarvangasana and Mass PT	Body Movements / Video
Gym Period	2	Exercise in Gym	Multi Gym
Race	2	600 Meters	Stop Watch, Whistle

Sports Day -29th August

AUGUST REVISION
SEPTEMBER HALF YEARLY EXAMINATION
SECOND TERM (OCTOBER TO MARCH)

OCTOBER

Lesson No./ Topic	No. of Periods	Activities	Teaching Aids
Race	2	Shuttle Run & 50 Meters Dash Race	Stopwatch, Whistle
Gym Period	2	Exercise in Gym	Multi Gym
Any Major Game / SEWA Project:- 'Reduce, Recycle, Reuse and now Respect'	4	To Play Game in Ground With Fundamental Skills	Play Game / Video
Yoga / Mass PT	2	Physically in Ground / Yoga, Chakarasana & Halasana / Mass PT	Body Movements / Video

NOVEMBER

Lesson No./Topic	No. of Periods	Activities	Teaching Aids
Activity	2	Sit-Ups / Standing Jump	Stopwatch, Whistle
Any Major Game / SEWA Project:- 'First Aid: Awareness raising and demonstration'	4	To Play Game in Ground With Fundamental Skills	Play Game / Video
Gym Period	2	Exercise in Gym / Flexed / Bend Arm Hang / Pull-ups	Multi Gym / Horizontal Bar
Yoga	2	Physically in Ground / Yoga, Bhujangasana & Sarvangasana	Body Movements / Video

DECEMBER

Lesson No./Topic	No. of Periods	Activities	Teaching Aids
Race	2	600 Meters	Stopwatch, Whistle

Gym Period	2	Exercise in Gym	Multi Gym
Any Major Game / SEWA Project:- 'Plantation of Shade/ Fuel/ Ornamental/ Avenue trees'	4	To Play Game in Ground With Fundamental Skills Planting Trees	Tarasana & Mass PT
Yoga /Mass PT	2	Physically in Ground / Yoga, Tarasana & Mass PT	Body Movements / Video

JANUARY / FEBRUARY

REVISION

MARCH

ANNUAL EXAMINATION

List of Activities under Ek Bharat Shreshta Bharat

Sr.No	Description of Activity	Month/Day/ Location	Learning Outcome
1	Exposure of students to the alphabets, songs, proverb and 100 sentences in the languages of the partnering State/UT.	Academic Year/ Every Week / school premises	It will develop the linguistic capacity of the students.
2	Essay Competition among students in the language of the partnering State/UT	Academic Year	It will develop multi-linguistic skills in students.
3	Drama/Role Play on culture, history, the tradition of partnering State/UT.	Academic Year/school premises	The students will be able to learn the culture of the partnering State/UT.
4	Identification/translation and dissemination of similar proverbs in the language of partnering State/UT.	Academic Year	The students will be able to learn the language and culture of the Partnering state/UT.
5	“Themed Display Board/Wall magazine” on the partnering state. (Historical Monuments, Dressing Style, painting, handicrafts, alphabet and basic sentences of the partnering State/UTs).	Round the Year/ school premises	The pictorial representation will help them in learning and Understanding about partnering States/UTs.
6	Pledge on Swachhta/ Single-use plastic/water saving/ National Unity in the language of partnering states/UTs	At least two times every month/ Schools’ premises during morning assembly.	The students will have exposure to partnering state language. Enhance social responsibility among students.
7	“Questions/ Answer session” (Quiz) on partnering States/UTs. (Know Your Partner States/UTs)	Once in a month/ Morning Assembly.	It will help students to remember the important facts about partnering States/UTs.
8	“State Day Celebration” of partner State/UT	On State Day/ School Premises	It will develop a sense of unity among the students of both the States/UTs.

ECO CLUB

An Eco-Club is a group of school teachers & students interested in environmental issues and willing to make significant contribution to society.

OBJECTIVES:

- To make children understand environment and environmental problems.
- To provide environmental education opportunities for school children.
- To utilize the unique position of school children as conduits for awareness of the society at large.
- To facilitate children's participation in decision making in areas related to environment & development.
- To bring children into direct contact with the environmental problems being faced by society they live in and make them think of solutions.
- To involve children in action based programmes related to environment in their surroundings.
- To aware students with various ways to conserve water.
- To motivate students to conserve and collect Rain water.

Activities for ECO CLUB:

S. No	Activity name
1.	Earth Day Celebration- Speech in Assembly & Kachhra Samadhan Mahotsav
2	Say No to Plastic Tiffin and ALUMINIUM foil
3.	Visit to sewage waste management plant & Conservation of water plant
4.	Tree Plantation Drive. (Vanmahotsav celebration)
5.	Say no to Plastic Bags Introduction of Eco friendly bags
6.	Cleaning of various labs of school.
7.	Motivate students to conserve water by engaging them in various activities
8.	Constitute a School Water Management Committee
9	Students can be made to visit a water treatment plant in the area to witness water processing and other places where conservation practices are being adopted.
10.	Sharam Daan for Cleanliness of school Garden.
11	Let's talk about fuel and electricity importance and management.
12	Rally -Say no to Crackers
13	Waste Management - - Measures for minimization of waste -Increasing value by reducing, reusing and recycling as much as possible. - Paper recycling and paper Mache artwork from waste paper - Segregation of waste and Composting
14	Nature Walk and Nature Watch

MEDICAL PLANNER FOR CLASSES 4th to 10+2 (SENIOR) SESSION: 2020-2021

MONTH	TOPICS
APRIL	World Health Day topic: Health for all (Regarding Corona Virus)
MAY	BREAKFAST - A Great Way To Start The Day! + DEHYDRATION - When Your Body Needs More Water
JUNE	HOMEWORK - Get into the Habit + DISCIPLINE - Keeping the Rules
JULY	Fear in Decision Making + Don't Blame The Distractions, Improve Your Focus
AUGUST	GOOD POSTURE - Looking After Your Back + MEDITATION - Helping People Sort Things Out
SEPTEMBER	Dental hygiene
OCTOBER	Anger Management (Stress, Anxiety, Depression/Managing Your Feelings) + A Rhythm of health - HEART BEAT
NOVEMBER	Are you ready for winter? (Cold, Flu, Sore Throat) + Caring of Your Skin
DECEMBER	Hygiene and Puberty + Are you a Bystander to Bullying?
JANURAY	Use of Internet/Computer Games/Mobile Phones
FEBRUARY	RESPECT - A Way of life
MARCH	RESILIENCE - Don't Let Things Get You Down + CONFIDENCE - Put Your Best Foot Forward!

**School Medical Officer
Dr Harsimran Kaur**

**Dr Mohan Lal Sharma
Principal**

Test Schedule- Classes- 8th to 10th

Day	8 th	9 th	10 th
Monday	English	Hindi	Mathematics
Tuesday	Mathematics	English	Hindi
Wednesday	Science	Mathematics	Social Science
Thursday	Social Science	Science	Punjabi
Friday	Punjabi	Social Science	Science
Saturday	Hindi	Punjabi	English

Activity of the Month (Session- 2020-21) Class- 10th

Sr. No.	Month	Name of Activity
1.	April	Inter-class Display Board Competition (Inside Classrooms)
2.	May	'Drug'- A Devil Poster Making Competition
3.	July	'Artistic Expression' Display Board
4.	October	Inter Class Sanji Competition
5.	November	'Khula Manch' Parliamentary Debate
6.	December	'Zaika' – 'Food Exhibition'

Important Days (Awareness)**Session 2020-21****APRIL**

<u>S.No</u>	<u>Date</u>	<u>Day</u>	
1	2 nd April	Thursday	Ram Navami
2	6 th April	Monday	Mahavir Jayanti
3	7 th April	Tuesday	World Health Day
4	8 th April	Wednesday	Arya Samaj Sathapana Diwas, New Session Beginning 1 st to 10+2 (Hawan Yajna) Mangal Kamna Diwas
5	10 th April	Friday	New Session Beginning LKG & UKG (Shubhaarambh)
6	13 th April	Monday	Jallianwala Bagh Massacre
7	14 th April	Tuesday	Dr. B.R. Ambedkar Jayanti
8	18 th April	Saturday	World Heritage Day, Welcome Fiesta: LKG to 3 rd
9	19 th April	Sunday	Mahatama Hansraj Jayanti
10	22 nd April	Wednesday	World Earth Day - (Celebration by Science Department)
11	23 rd April	Thursday	World Book Day, English Language Day- (Celebration by English Department)
12	25 th April	Saturday	Parshuram Jayanti, World Malaria Day
13	29 th April	Wednesday	International Dance Day

MAY

<u>S.No</u>	<u>Date</u>	<u>Day</u>	
1	1 st May	Friday	Labour Day -(SEWA Projects-By Sports Department) (Role Play- Our Helpers -by class 5 th)
2	3 rd May	Sunday	World Press Freedom Day
3	4 th May	Monday	Students Council Interview- (By All Houses)
4	5 th May	Tuesday	
5	7 th May	Thursday	Tagore Jayanti, Buddha Purnima- (Tribute by Running House)
6	8 th May	Friday	World Red Cross Day- (By First Aid Committee/ SEWA Project)
7	10 th May	Sunday	Mothers day- (Celebration by 1 st & 2 nd Class)

8	11 th May	Monday	National Technology Day
9	15 th May	Friday	International Family Day
10	17 th May	Sunday	World Telecommunication & Information Society Day
11	23 rd May	Saturday	Interaction with Parents- PTM (Classes- 6 th to 10+2)
12	24 th May	Sunday	Common Wealth Day
13	25 th May	Monday	Eid-Ul-Fitr
14	26 th May	Tuesday	Guru Arjan Dev Ji Martyrdom Day
15	27 th May	Wednesday	Investiture Ceremony- (By all Houses)
16	30 th May	Saturday	Interaction with Parents- PTM (Classes- LKG to 5 th)
17	31 st May	Sunday	World No Tobacco Day

JUNE

<u>S.No</u>	<u>Date</u>	<u>Day</u>	
1	1 st June	Monday	Dav Foundation Day- (Hawan Yajna) Global Day of Parents
2	5 th June	Friday	World Environment Day, Sant Kabir Jayanti
3	12 th June	Friday	Anti Child Labour Day
4	14 th June	Sunday	World Blood Donor Day
5	21 st June	Sunday	Yoga Day- (Celebration by NCC Cadets) Father's Day
6	26 th June	Friday	International Anti Drug Day

JULY

<u>S.No</u>	<u>Date</u>	<u>Day</u>	
1	11 th July	Saturday	World Population Day
2	15 th July	Wednesday	World Youth Skill Day
3	26 th July	Sunday	Kargil Vijay Diwas
4	28 th July	Tuesday	World Hepatitis Day
5	31 st July	Friday	Martyrdom Day Of Saheed Udham Singh Ji (Tribute by Running House)

AUGUST

<u>S.No</u>	<u>Date</u>	<u>Day</u>	
1	3 rd Aug	Monday	Raksha Bandhan
2	8 th Aug	Saturday	World Senior Citizen Day
3	11 th Aug	Tuesday	Krishna Janamashtami

			(Celebration by Senior Wing- Matki Fod + Kirtan Sandhya)
4	12 th Aug	Wednesday	World Youth Day
5	15 th Aug	Saturday	Independence Day- (Celebration by Pre-Primary Block)
6	18 th Aug	Tuesday	Sanskrit Diwas- (Celebration By Sanskrit Department)
7	19 th Aug	Wednesday	World Photography Day, Parkash Utsav Shri Guru Granth Sahib Ji
8	20 th Aug	Thursday	National Sadhbhavana Diwas
9	21 st Aug	Friday	Teej (Hari Talika)- Celebration by 11 th & 12 th
10	29 th Aug	Saturday	National Sports Day- Celebration by Sports Department

SEPTEMBER

<u>S.No</u>	<u>Date</u>	<u>Day</u>	
1	5 th Sep	Saturday	Teachers Day (Guru Utsav)
2	8 th Sep	Tuesday	International Literacy Day- (Celebration by Punjabi Department)
3	14 th Sep	Monday	Hindi Diwas- (Celebration by Hindi Department)
4	15 th Sep	Tuesday	International Democracy Day
5	16 th Sep	Wednesday	World Ozone Preservation Day
6	21 st Sep	Monday	International Peace Day
7	27 th Sep	Sunday	World Tourism Day
8	29 th Sep	Tuesday	World Heart Day

OCTOBER

<u>S.No</u>	<u>Date</u>	<u>Day</u>	
1	2 nd Oct	Friday	Mahatma Gandhi Jayanti & Non Violence Day, Lal Bahadur Jayanti (Tribute by Houses)
2	3 rd Oct	Saturday	World Nature Day
3	4 th Oct	Sunday	World Animal Day
4	6 th Oct	Tuesday	World Wildlife Day
5	8 th Oct	Thursday	Indian Air Force Day
6	11 th Oct	Sunday	International Girl Child Day
7	15 th Oct	Thursday	World Students Day
8	16 th Oct	Friday	World Food Day- (Celebration By UKG Class)
9	17 th Oct	Saturday	Maharaja Aggarsain Jayanti

10	24 th Oct	Saturday	United Nations Day- (Celebration by Social Science Department)
11	25 th Oct	Sunday	Dusshera- (Celebration by Running House)
12	31 st Oct	Saturday	Maharishi Valmiki Jayanti, National Unity Day

NOVEMBER

<u>S.No</u>	<u>Date</u>	<u>Day</u>	
1	1 st Nov	Sunday	Punjab Diwas
2	2 nd Nov	Monday	Prakash Guru Parb of Shri Ram Dass ji
3	4 th Nov	Wednesday	Karva Chauth
4	7 th Nov	Saturday	World Cancer Awareness Day
5	11 th Nov	Wednesday	National Education Day
6	14 th Nov	Saturday	Diwali, Children Day- (Thanks Giving Activity By Senior Block)
7	15 th Nov	Sunday	Goverdhan Puja , Vishavkarma Day
8	16 th Nov	Monday	Bhai Dooj
9	19 th Nov	Thursday	National Integration Day
10	26 th Nov	Thursday	Communal Harmony
11	30 th Nov	Monday	Shri Guru Nanak Dev Jayanti- (Celebration By Punjabi Department)

DECEMBER

<u>S.No</u>	<u>Date</u>	<u>Day</u>	
1	1 st Dec	Tuesday	World AIDS Day
2	2 nd Dec	Wednesday	World Computer Literacy Day (Celebration by Computer Department)
3	4 th Dec	Friday	Indian Navy Day
4	7 th Dec	Monday	Indian Armed Forces Flag Day
5	9 th Dec	Wednesday	International Anti Corruption Day
6	10 th Dec	Thursday	Human Rights Day
7	22 nd Dec	Tuesday	National Mathematics Day (Celebration by Maths Department)
8	23 rd Dec	Wednesday	Shradhanand Balidan Diwas, National Farmer's Day
9	25 th Dec	Friday	Christmas Day
10	26 th to 28 th Dec	Saturday, Sunday, Monday	Shaheedi Jor Mela (By Primary Block)

JANUARY

<u>S.No</u>	<u>Date</u>	<u>Day</u>	
1	1 st Jan	Friday	New Year (Hawan Yajna)
2	10 th Jan	Sunday	World Laughter Day
3	12 th Jan	Tuesday	National Youth Day
4	13 th Jan	Wednesday	Lohri- (Celebration by Running House)
5	14 th Jan	Thursday	Makar Sankranti
6	20 th Jan	Wednesday	Guru Gobind Singh Ji Jayanti
7	23 th Jan	Saturday	Neetaji Subhash Chandra Bose Birth Anniversary
8	25 th Jan	Monday	National Voters Day
9	26 th Jan	Tuesday	Republic Day- (Celebration by Running House)
10	30 th Jan	Saturday	Mahatama Gandhi Martyrdom Day- (Tribute by Running House)

FEBRUARY

<u>S.No</u>	<u>Date</u>	<u>Day</u>	
1	4 th Feb	Thursday	World Cancer Day
2	16 th Feb	Tuesday	Basant Panchmi- (Celebration by Running House)
3	20 th Feb	Saturday	World Day of Social Justice
4	21 st Feb	Sunday	Maharishi Dayanand Saraswati Jayanti- (Shradanjali by Running House)
5	23 rd Feb	Tuesday	World Peace & Understanding Day
6	24 th Feb	Wednesday	Rishi Bodh Utsav
7	27 th Feb	Saturday	Guru Ravidas Jayanti
8	28 th Feb	Sunday	National Science Day

MARCH

<u>S.No</u>	<u>Date</u>	<u>Day</u>	
1	3 rd March	Wednesday	National Defence Day
2	8 th March	Monday	International Women's Day
3	11 th March	Thursday	Maha Shiv Ratri
4	15 th March	Monday	World Consumers Rights Day
5	22 nd March	Monday	World Water Day
6	29 th March	Monday	Holi

आर्य पर्व

<u>S.No</u>	<u>Date</u>	<u>Day</u>	
1	6 अप्रैल	सोमवार	आर्य समाज स्थापना दिवस
2	14 अप्रैल	मंगलवार	पं डत गुरुदत्त वद्यार्थी जन्म दिवस
3	19 अप्रैल	र ववार	महात्मा हंसराज दिवस
4	1 जून	सोमवार	डी.ए.वी. स्थापना दिवस
5	14 सतम्बर	सोमवार	गुरु वरजानंद पुण्यति थ
6	5 अक्तूबर	सोमवार	स्वामी वरजानंद जयंती
7	16 अक्तूबर	शुक्रवार	महात्मा आनंद स्वामी जन्म दिवस
8	24 अक्तूबर	शनिवार	महात्मा आनंद स्वामी पुण्यति थ
9	27 अक्तूबर	मंगलवार	ऋ ष निर्वाणोत्सव
10	14 नवम्बर	शनिवार	स्वामी दयानंद वरजानंद की कुटिया
11	15 नवम्बर	र ववार	महात्मा हंसराज पुण्यति थ
12	21 नवम्बर	शनिवार	रामचंद्र छत्रपति ब लदान दिवस
13	19 दिसम्बर	शनिवार	पं डत राम प्रसाद बिस्मिल ब लदान दिवस
14	23 दिसम्बर	बुधवार	स्वामी श्रद्धानंद ब लदान दिवस
15	12 जनवरी	मंगलवार	स्वामी ववेकानंद जयंती
16	28 जनवरी	वीरवार	लाला लाजपतराय जयंती
17	21 फ़रवरी	र ववार	मुनि मुनिश्वरानंद पुण्यति थ
18	28 फ़रवरी	र ववार	ऋ ष दयानंद सरस्वती जन्म दिवस
19	4 मार्च	वीरवार	ऋ ष बोधोत्सव
20	19 मार्च	शुक्रवार	पं डत गुरुदत्त वद्यार्थी पुण्यति थ





Holidays List

Session 2020-21

<u>S.No</u>	<u>Date</u>	<u>Day</u>	
1	13 th April	Monday	Baisakhi
2	25 th April	Saturday	Parshu Ram Jayanti
3	25 th May	Monday	Eid Ul Fitar
4	3 rd Aug	Monday	Raksha Bandhan
5	11 th Aug	Tuesday	Krishan Janamashtami
6	15 th Aug	Saturday	Independence Day
7	2 nd Oct	Friday	Mahatama Gandhi Jayanti
8	17 th Oct	Saturday	Maharaja Aggarsain Jayanti
9	25 th Oct	Sunday	Dussehra
10	31 st Oct	Saturday	Maharishi Valmiki Jayanti
11	4 th Nov	Wednesday	Karva Chauth
12	14 th Nov	Saturday	Diwali
13	15 th Nov	Sunday	Vishavkarma DAY/ Goverdhan Puja
14	16 th Nov	Monday	Bhai Dooj
15	24 th Nov	Tuesday	Martyrdom Day of Shri Guru Teg Bahadur Ji
16	30 th Nov	Monday	Parkash Purb of Shri Guru Nanak Dev Ji
17	25 th Dec	Friday	Christmas Day
18	26 th to 28 th Dec	Saturday to Monday	Jor Mela
19	14 th Jan	Thursday	Makar Sankranti
20	20 th Jan	Wednesday	Shri Guru Gobind Singh Jayanti
21	26 th Jan	Tuesday	Republic Day
22	27 th Feb	Saturday	Shri Guru Ravidas Jayanti
23	11 th March	Thursday	Maha Shivratri

SCHOOL HOUSES

SESSION -2020-21

Name of House	Motto	Tagline	Colour	LOGO
Honesty House	Be Loyal and Trustworthy	The Art Of Being Truthful	Saffron	
Work culture House	Effective Management and Team Work	Goodness and hard work always rewarded with respect	Red	
Faithful House	Faithful Action is the Fundamental key to Success	Satayamev Jayate	Blue	
Discipline House	Self control Or Self command	Discipline turns ability into achievement	Green	

DO's AND DON'Ts

Do's

1. Give due regards to your elders.
2. Prepare yourself well to perform well.
3. Converse in English in School Campus.
4. Come to school well groomed, in proper Uniform.
5. Bring the student diary to school daily.
6. Be regular in attendance and never be late to school. Attend morning assembly without fail.
7. Keep your classroom and school premises clean and tidy.
8. Turn off the taps after use.
9. Switch off fans and lights when not in use.
10. Be fair and honest at work.
Always be considerate of the rights of others.
11. Make use of the Library.

Don'ts

1. Do not bring precious articles in school.
2. Do not damage the school property.
3. Do not make noise in the classroom, corridors, auditorium or elsewhere in the school campus
4. Do not bring gadgets such as mobile phones, I Pads, MP3's etc
5. Do not absent yourself from school. 75% attendance is the minimum requirement.
- 6 Do not use abusive language.
7. Do not pluck flowers. Never touch electric plugs.
8. Do not wear expensive jewellery to school.
9. Don't involve in physical fights.
10. Do not come in personal vehicles to school.

CODE OF CONDUCT

- ❖ Converse in English in school campus.
- ❖ Come to school regularly. In case you want to avail leave, kindly get it sanctioned from class teacher.
- ❖ Ensure proper order and discipline while moving to the playground / assembly / library or any lab.
- ❖ Library books must be handled with extra care and must be returned in time.
- ❖ Shouting / Fighting or Indulging in unruly behavior in the school premises is forbidden.
- ❖ Kindly contribute to make your school clean DAV, Green DAV.
- ❖ Proper decorum should be maintained while singing National Anthem / DAV Anthem and School Prayers as a mark of patriotism.
- ❖ Students should not carry any sharp objects like blade, knife, paper cutter etc. as they can prove to be harmful.
- ❖ Possession of crackers / bursting crackers / playing with colours in the school is strictly prohibited.
- ❖ Any student found with expensive jewellery, mobile phone, CD's, any other objectionable article will be subjected to fine and confiscation of the above mentioned articles.

TEN PRINCIPLES OF THE ARYA SAMAJ

1. God is the primary source of all true knowledge and of all that can be known through it.
2. God is Existent, Intelligent and Blissful. He is Formless, Almighty, Just Merciful, Unborn, Infinite, Unchallengeable, Beginning less, Incomparable the support and Lord of all, Omniscient, Imperishable, Immortal, Fearless, Eternal, Holy and the Maker of the Universe. To him alone worship is due.
3. The Vedas are scriptures of true knowledge. It is the duty of all Aryas to read them, hear them being read and recite them to others.
4. We should always be ready to accept the truth and give up untruth.
5. All actions should be performed in conformity with Dharma, that is, after due consideration of right and wrong.
5. The primary aim of the Arya Samaj is too good for all, that is, to promote their physical, spiritual and social well-being.
6. We should treat all people with love, fairness and due regards for their merit.
7. One should aim at dispelling ignorance and promoting knowledge.
8. One should not only be content with one's own welfare but should look for it in the welfare of other also.
10. One should regard oneself under restriction to follow altruistic rulings of the society, while all should be free in following the rules of individual welfare

आर्य समाज के नियम

1. सब सत्य वद्या और जो पदार्थ वद्या से जाने जाते हैं, उन सब का आदि मूल परमेश्वर है।
2. ईश्वर सच्चिदानंद स्वरूप, निराकार, सर्वशक्तिमान, न्यायकारी, दयालु, सर्वेश्वर, सर्वव्यापक, सर्वांतर्यामी, अजर, अमर, अभय, नित्य, प वत्र और सृष्टिकर्ता है उसी की उपासना करने योग्य है।
3. वेद सब सत्य वद्याओं की पुस्तक है। वेद का पढ़ना-पढ़ाना और सुनना-सुनाना सब आर्यों का परम धर्म है।
4. सत्य के ग्रहण करने और असत्य के छोड़ने में सर्वदा उद्यत रहना चाहिए।
5. सब काम धर्मानुसार अर्थात् सत्य और असत्य का वचार करके करना चाहिए।
6. संसार का उपकार करना इस समाज का मुख्य उद्देश्य है अर्थात् शारीरिक, आत्मिक और सामाजिक उन्नति करना।
7. सबसे प्रीतिपूर्वक धर्मानुसार यथायोग्य वर्तना चाहिए।
8. अ वद्या का नाश और वद्या की वृद्ध करनी चाहिए।
9. प्रत्येक को अपनी ही उन्नति से संतुष्ट न रहना चाहिए, कंतु सबकी उन्नति में अपनी उन्नति समझनी चाहिए।
10. सब मनुष्यों को सामाजिक सर्वहितकारी नियम पालने में परतंत्र रहना चाहिए और प्रत्येक हितकारी नियम में सब स्वतंत्र रहें।