



D.A.V. Public School

SUMMER HOLIDAY HOMEWORK

SESSION: 2022 -2023

GRADE: U.K.G.



Dear Students

The Summer Vacation in the school will be from 1st June to 3rd July.
We wish that all of you have a great time in the Summer Vacation.
Summer Vacation is the best and fruitful time for learning and nurturing creativity. So a variety of fun filled activities and worksheets are given to be attempted during Summer Vacation. The major emphasis is laid on “ Learning By Doing “. Summer Vacation is synonymous with fun, frolic , getting up late in the morning , playing for longer hours with friends, going for picnics ,exploring new places and having fun. But dear children balance has to be maintained between fun and studies , so we have planned creative work for you so that you can make the optimum use of your time and energy.

INSTRUCTIONS FOR DOING VACATION WORK


- Synopsis of H.W. is handed over to you and the Assignments will be shared in the respective Class Groups.
- The work assigned should be done as per the instructions given.
- The work should be done neatly and in good handwriting.
- The Vacation Work should be submitted on 4th July , 2022.

ACTIVITIES TO BE CONDUCTED DURING VACATION


- Respect your elders and wish them daily ,
- Join your grandparents and parents during their morning walk.
- Spend time with your grandparents and parents.,
- Help your mother by keeping your things at right place .
- Develop reading habit
- Try to speak day to day sentences in English
- Parents can be facilitator but do your work yourself and in your own handwriting.

WORKSHEET - I

HOW MANY ?



1 2 3 4 5




1 2 3 4 5



1 2 3 4 5




1 2 3 4 5



1 2 3 4 5



1 2 3 4 5



1 2 3 4 5



1 2 3 4 5

WORKSHEET – 2

Addition - Count the objects, write the numbers and find the sum (1-10)



+

=



+

=



+

=



+

=



+

=

WORKSHEET – 3

WHAT COMES AFTER

5 →

6

7 →

2 →

14 →

16 →

24 →

28 →

19 →

11 →

34 →

9 →

17 →

37 →

26 →

33 →

42 →

44 →

48 →

49 →

39 →

WORKSHEET - 4

Write what number comes just before:





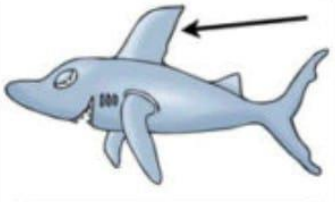


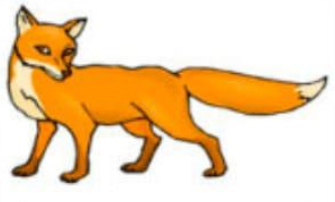

4	←	5		←	9
	←	7		←	17
	←	2		←	37
	←	14		←	26
	←	16		←	33
	←	24		←	42
	←	28		←	44
	←	19		←	48
	←	11		←	49
	←	34		←	39

WORKSHEET – 5

WRITE BEGINNING SOUND

Beginning Sound: f, r, d?

Directions: Look at and say each picture. Listen to the beginning sound.
Write a f, r, or d in the blank for each picture.

 _ _ an _ _	 _ _ ug _ _	 _ _ ig _ _
 _ _ og _ _	 _ _ in _ _	 _ _ ed _ _
 _ _ ip _ _	 _ _ ox _ _	 _ _ ad _ _

WORKSHEET – 6

Look at the pictures and say the word. Write the correct letter to complete each word.



bag



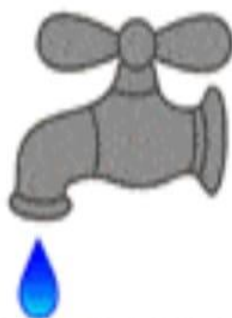
cat



jam



cap



fau



map

WORKSHEET -7

बिना मात्रा के शब्द

२ अक्षर वाले रिक्त स्थान भरें

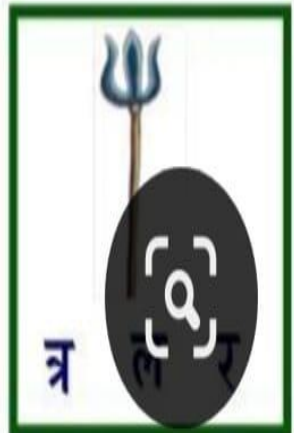


WORKSHEET - 8

अभ्यास - 3



सही अक्षर पर गोला लगाओ



**MAKE ANY IMAGE
WITH COLOURED
PAPER**



**MAKE ANY BEAUTIFUL
PICTURE WITH THE
HELP OF BUD
PRINTING**



FUN ACTIVITIES FOR STUDENTS

Read Three letter words with vowel 'a' from the newspaper.

Look at the mirror and read two letter words in Hindi

Stand in front of any family member and read aloud at, ad, an, ag, ap, family words.

Read sight words daily and practice phonic sounds daily

Listen to a moral story from your grandparents.

Visit any educational museum and park with your parents.



**Happy
Summer
Holidays**

**Life's a beach.
Enjoy the waves**

