

D.A.V PUBLIC SCHOOL DWARKA
SUMMER VACATION HOLIDAY HOMEWORK FOR PRE-SCHOOL
SESSION – 2015 -16

Name :Class :Roll No :



***HEY KIDS! HAVE A HAPPY,
HAPPENING SUMMERBREAK! !***

D .A. V PUBLIC SCHOOL DWARKA
SUMMER VACATION HOLIDAY HOMEWORK FOR PRE-SCHOOL(2015-16)

Holidays are lot of fun
With all good and exciting things to come
Listening to stories of fairies land
Enjoying the hills and beach sand
Let's get close to birds and trees
And appreciate nature 's beauties
Let's keep our spirit's high
Let's rise and touch the sky.

Dear Parents

It's summer time again, full of fun and frolic. A break eagerly awaited by our little ones when they weave joyous memories in close association with their family and surroundings, free from rules and schedules of the school.

To give wings to the imagination of our young learners and to channelize their energies constructively , we have designed the worksheets which will engage them in fun filled learning.

You are requested to utilize this invaluable time with your child in building a long lasting bond . Tell rhymes and bed time stories to your child daily . Under your guidance , kindly ensure that your child:


- **Completes the worksheets independently .**
- **Converses in English.**
- **Practises reading and writing.**
- **Helps you in doing basic activities of the house like keeping the things at proper place, arranging the book shelf , laying the dining table etc**

Project :


Prepare a flash card (size 6"6") according to your roll number below:

Roll No 1 to 10	: Any one fruit.
Roll No 11 to 20	: Any one vegetable.
Roll No 21 to 30	: Any one animal.
Roll No 31 to 40	: Any one shape.
Roll No 41 to 45	: Any one means of transport.

DO THUMB PRINTING IN THE BUTTERFLY



DO TEARING AND PASTING WITH COLOURED GLAZE PAPER IN THE FISH .





Follow the numbers from 1 to 10 to lead the baby to his blanket.

The maze is contained within a large rectangular frame. At the top right, a baby is sitting, looking sad with a tear on its cheek. An arrow labeled '1' points left from the baby. The path continues as follows:


- Step 2: A vertical line goes down from the end of step 1.
- Step 3: A horizontal line goes left from the end of step 2.
- Step 4: A vertical line goes down from the end of step 3.
- Step 5: A horizontal line goes right from the end of step 4.
- Step 6: A vertical line goes down from the end of step 5.
- Step 7: A horizontal line goes right from the end of step 6.
- Step 8: A vertical line goes down from the end of step 7.
- Step 9: A horizontal line goes right from the end of step 8.
- Step 10: A vertical line goes down from the end of step 9, leading to a blue blanket with yellow stars and moons.

The word 'start' is written above the baby, and 'finish' is written above the blanket. The numbers 1 through 10 are placed at the beginning of each step.

MATCH THE ONES THAT LOOK ALIKE .



DECORATE THE STARS WITH GLITTERS, BUTTONS, WOOL ETC .



Sun Paper Plate Craft



This is a simple craft made from a paper plate and a child's handprint cutouts.

- WHAT WILL YOU NEED
- A paper plate
- Yellow chart paper
- Scissors
- Glue (or a stapler)
- Crayons, paint or markers



Paint the back side of a paper plate yellow.



Trace a child's hand on yellow chart paper about 7 times.

Cut out the tracings.

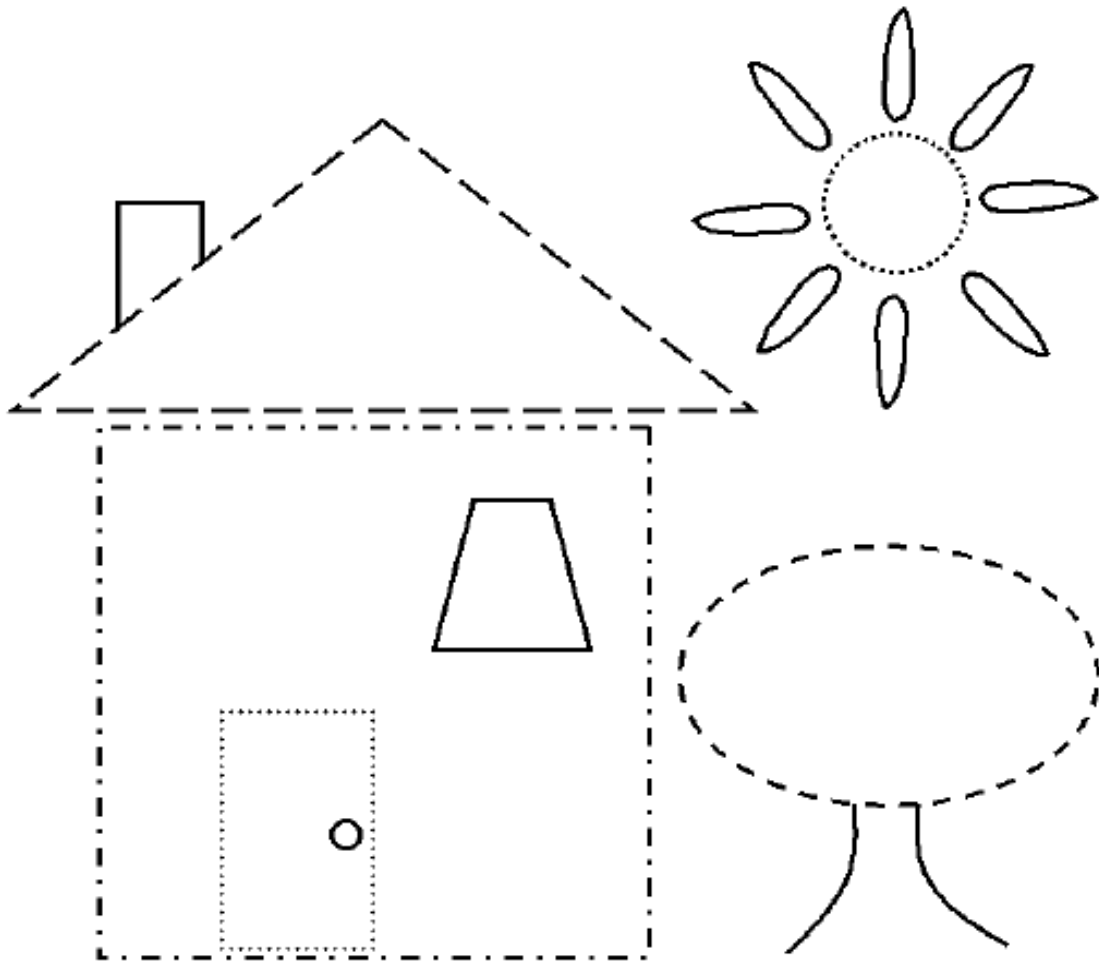







Glue or staple the handprint tracings to the paper plate - the fingers are the sun's rays.

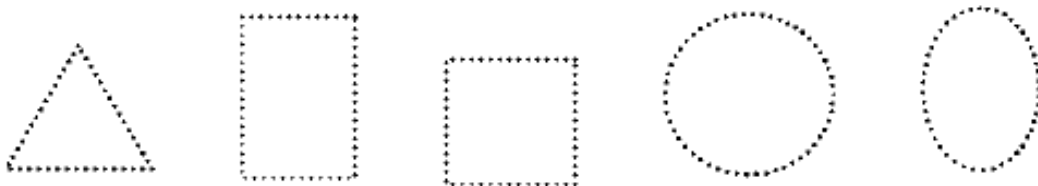


Colour in the sun, drawing a mouth, eyes and a nose.
Kindly mention your child's name at the back of the craft.

JOIN THE DOTS AND COLOUR THE PICTURE .



Shapes and Colors: Trace the rectangles  and color them **brown**.
Trace the squares  and color them **blue**.
Trace the triangles  and color them **red**.
Trace the ovals  and color them **green**.
Trace the circles  and color them **yellow**.



Dear Parent

Kindly refer phonetic sound dictionary (Pre- School) for reading and learning.

Date

Phonetic Sounds Dictionary

ऐ	Aa	apple	axe	arrow	aeroplane	ant	
ब	Bb	bow	bear	buterfly	balloon	bicycle	bell
क	Cc	cow	cat	cake	cup	candle	carron
ड	Dd	duck	dog	drum	doll	dice	diamond
एह	Ee	elephant	engine	egg	envelope		
फ़	Ff	frog	fox	flag	flower	fish	
ग	Gg	girl	grapes	gun	goet	glass	
ह	Hh	house	hammer	hen	horse	hand	
इ	Ii	icecream	inkpot	iglog	injection	inch	

DAVDWARKA/FT-VOL.1/PS/2015-16

1

Date



Phonetic Sounds Dictionary

ज	Jj	joker	jelly	jug	jam	jacket	
क	Kk	kangaroo	kite	key	king	kettle	
ल	Ll	lion	lamp	lotus	lock	ladder	leaf
म	Mm	mango	mug	monkey	moon	man	
न	Nn	nose	net	nest	nail		
औ	Oo	ostrich	octopus	oven	owl	oval	orange
प	Pp	peacock	peaquin	pencil	pen	pan	pig
क्व	Qq	queen	question mark	quilt	queen		
र	Rr	rabbit	rain	ring	rat	racket	rose

DAVDWARKA/FT-VOL. 1/PS/2015-16

Date



Phonetic Sounds Dictionary

स		socks	star	sun	sandwich	soap	snake
ट		table	torch	turtle	tiger	tree	telephone
अ		uncle	Urn	umbrella	up	underwear	
व		vase	vulture	vegetables	van	vest	violin
व		window	watch	woodpecker	watermelon	wall	
एक्स		xylophone	x-mas tree	x-ray			
य		yak	yatch	yarn	yolk		
ज		zebra	zigzag	zero	zebra crossing	zip	

DAVDWARKA/FT-VOL.1/PS/2015-16