

D.A.V. PUBLIC SCHOOL

SECTOR-VI , DWARKA, New Delhi-110075

Holidays Homework

Class- III



NAME OF THE SCHOLAR : _____

CLASS AND SECTION : _____

ROLL NO. : _____

Note : The homework will be assessed for Formative Assessment 1.

ENGLISH

Q 1) Prepare a mask of an animal you like the most. Write ten sentences about it on A4 size sheet.

Q 2) Write a paragraph on 'My Mother'. Paste your mother's photograph on it. Put that sheet in an envelope and give it to your mother. Ask her how she felt after reading it and cherish the moments. Bring that envelope to school after your summer break.

Q3) Write any one story of Akbar and Birbal on an A4 size sheet. Colour all the proper nouns with red colour and common nouns with blue colour.

Visit the websites given below and have fun while you learn English

<http://learnenglishkids.britishcouncil.org/en/>
www.funenglishgames.com


हिंदी

1. हिंदी वर्णमाला के विभिन्न वर्णों के सामने उस वर्ण से शुरू होने वाले एक-एक शब्द लिखकर उनके चित्र चिपकाइए |
2. हिंदी समाचार पत्र में से तीन कहानियाँ काटकर चिपकाइए | उन कहानियों में संज्ञा तथा सर्वनाम शब्दों को किन्हीं दो रंगों से रंगिये और उनकी सूची बनाकर लिखिए |
3. अपने आस-पास मिलने वाले किन्हीं पाँच पशुओं के नाम खोजें तथा उनके जीवनकाल (जिन्दा रहने की आयु) के अनुसार बढ़ते हुए क्रम में चित्र के साथ लिखिए |

MATHS

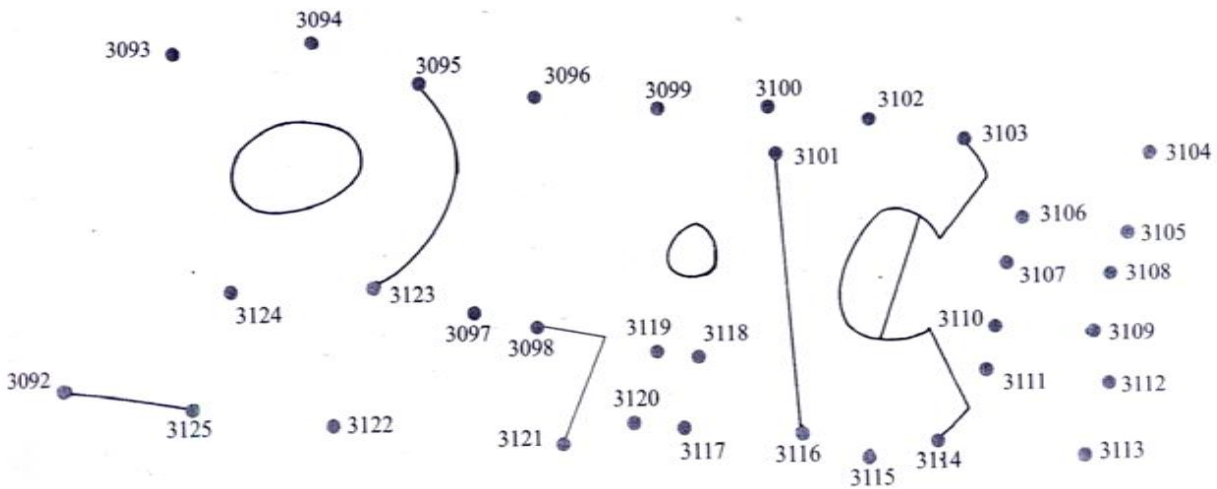
1. Make a *Garden* or a *Village Scene* on A – 3 size sheet (use a bright coloured base). Paste colourful geometrical shapes and make the scene bright. Follow the sample given.

Sample:

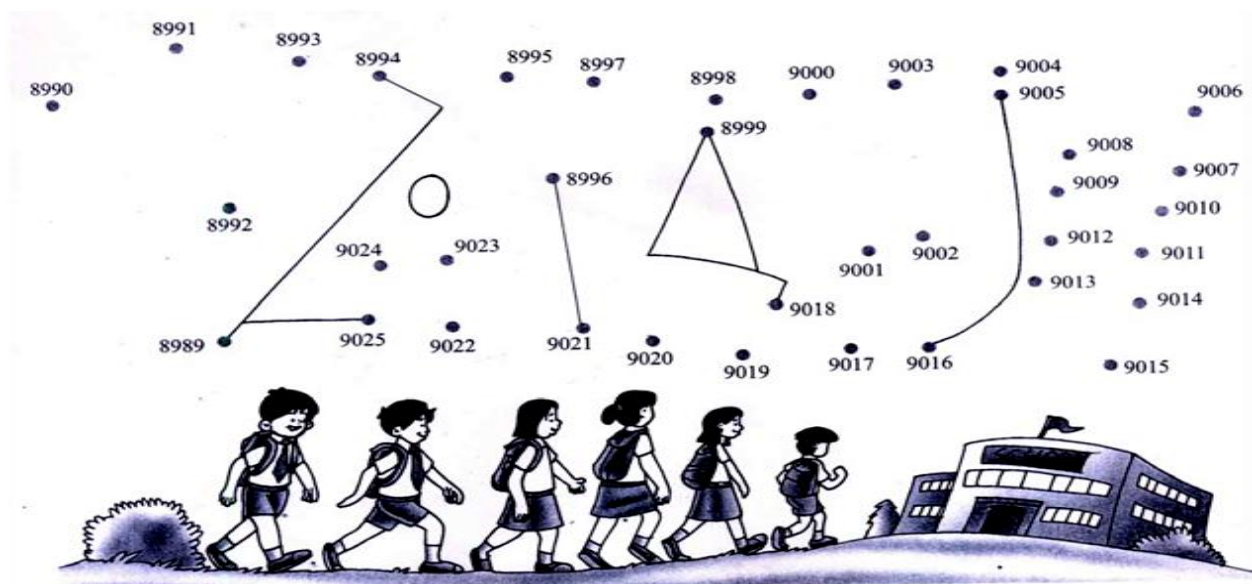


JOIN THE DOTS

II. Start at three thousand ninety two.



III. Start at eight thousand nine hundred eight nine.



IV. Learn tables from 1 to 10

(you can refer to link <https://www.youtube.com/watch?v=BchpGkLvTy8>)

V. Practice the syllabus covered till now.

SCIENCE

1. Choose a day to visit a snack bar .Ask for your favourite snack. Ask the chef to name five ingredients used to prepare the snack. Come home and write them down in the table given below in a scrap book.

Name of the ingredients	Nutrients present	Healthy or not

Observe the third column. Do you think you had a healthy meal? Give reasons for your answer.

2. Watch Discovery and Animal Planet channels every week. Fill information about any two animals and any two birds in the following table in your scrap book. You can also take help from the websites like-
 - a) www.amazingfacts.com
 - b) Sciencekids.co.nz/sciencefacts/animals.html

Name of the animal/bird	External features	Where does it live	Food habits

SOCIAL SCIENCE

Q1) Collect samples of different types of grains, pulses, spices, dry fruits etc. Paste them in a Scrap File and write their names.

Q2) Prepare a MENU for your family keeping in mind the needs of children as well as grown up people in your family.

TIME	MENU
BREAKFAST	
LUNCH	
DINNER	

Q3) Solve the family crossword. Find it on the following link

<http://www.esltower.com/VOCABSHEETS/family/Family%20Crossword.pdf>

INTER DISCIPLINARY PROJECT

GAMUCATION (Games + Education)

MATHS

1. Write down the number of players in each team in the following games :-
cricket, volleyball ,basket ball, hockey and football.
2. Find out the duration of a match of the following games in minutes:- .
hockey, football , basket ball , kabaddi and T 20 cricket match.
Arrange the duration along with the game in descending order.

ENGLISH

Write down a paragraph (50 words) on your favourite sportsperson.

EVS

1. Write down the indoor and outdoor games you play? Paste the pictures of these games. Write two advantages and two disadvantages of indoor and outdoor games.
2. Shoot a video of games (indoor or outdoor) that you play with your parents or friends during vacations. Save that video in a Pen drive or CD and bring with you after vacations.

ART AND CRAFT

- a) Draw a scene of your favourite sport on A4 size sheet using oil pastels/colour pencils.

COMPUTER SCIENCE

Design a cover page and index for your project using Ms- word, Ms- paint and Ms-draw.

HINDI

‘खेलों का हमारे जीवन में महत्त्व’ विषय पर पाँच पंक्तियाँ लिखिए।

GENERAL GUIDELINES

1. Use A4 size coloured pastel sheet for making the project.
2. Design the cover page of your project file. It should have the title of your project.
3. The first page of the project file will have the following description

- a) Name of the student.
- b) Class/Section
- c) Roll number
- d) Session 2015-2016