

# Holiday Home Work

2017-2018

Dear Parents,

Summer Vacation is here and it's time to relax at home away from the heat. Being at home for 24 hours, your child needs to follow some routine. We, at D.A.V International, have compiled some activities that your child will find both enjoyable and rewarding. The assigned activities have been designed to reinforce essential skills learnt at school and to help students develop regular habits. Home work also provides the parents an opportunity to participate in their child's education. So, please spend some quality time with your child and enjoy the below mentioned activities.

## Language Development

Communication skills play a pivotal role in grooming the overall personality of the children. Converse with your child preferably in English to help him/her get comfortable with the language.

### Suggested Sentences :-

1. How are you ? , I am good , thank you.
2. I am thirsty, Please give me water.
3. Please open / close the Jar / Bag / Tiffin.
4. I am hungry, Please give me food.
5. Please switch off the Light / Fan etc..

Encourage your child to read children's magazines like 'Magic Pot, Chandamama, Primary plus' etc.

### Suggested Reading:

\*Read Story books of level 0 , e.g. Benny's series, Bruno's story books , Aesop's fables.

Sensitize your child towards the rich culture and Heritage of India by watching different informative channels.

### Suggested Channels

- The National Geographic.
- Animal Planet.
- Discovery Kids etc.

Show 'n' tell – Show your child some objects like a toy, bag, bottle etc. and encourage him / her to speak about the object in English.

\*Make flash Cards related to Alphabet of English and of Hindi. Hide them in a room, tell your child to search – a particular letter or Swar, Pronounce some words formed from that letter / Swar.

\*Please practice Phonic Songs daily with your child.

### Cognitive Development

#### A. In the Kitchen

\* Learning around the kitchen is a useful skill and learning opportunity is everywhere.

\* Counting & Sorting ingredients are perfect for little ones to work on some basic mathematical skills.

\* Allow your child to help you in cooking eg. Making some refreshing drinks like Glucon-D, Lemonade, Tang, Sandwiches and Biscuits with toppings etc.

B. \* Take your child for a 'Heritage Walk' to places like Golden Temple, Durgiana Temple, Gobindgarh Fort, Haveli, Sada Pind, Attari Border etc. Count the number of wheels of various modes of transport while travelling.

#### C. \* Feel 'n' tell

\*Make flash cards of Numbers and paste same number of pom-poms on them e.g. 2 - paste two homemade pom-poms of wool. Now ask your child to close his / her eyes and feel the numbers of pom-poms pasted on the

flash card and then speak the number. This activity will increase concentration power, thinking skill, and imagination of your child.

### **Socio Emotional Development**

To develop socio emotional skills of your ward help him/her become a caring human being by developing the following interesting habits :-

- (i) Greeting and welcoming guests.
- (ii) Spending time with grandparents.
- (iii) Arranging his/her toy shelf.
- (iv) Speaking politely with everyone.
- v) Avoid scribble on the walls.
- (vi) Imbibing social skills and learning etiquettes, by using the following magic words frequently:-
  - I'm Sorry.
  - Please.
  - Thank you.
  - Excuse me.
  - Good Morning/Good Night.

### **Personal Hygiene:**

Encourage your child to take care of personal hygiene by cultivating the following habits:-

- Trimming nails regularly.
- Brushing teeth twice a day and taking bath daily.
- Wearing neat & ironed clothes.
- Washing hands before & after meals.
- Keeping his/her surroundings clean.
- Covering his/her nose and mouth when coughing or sneezing.
- Avoid licking fingers.
- Avoid eating uncovered food.
- Avoid sharing towel, handkerchief and brush with other people.
- Trimming hair every 4-8 week. Keeping hair lice free.
- Avoid touching eyes, nose, mouth, ears with dirty hands.
- Not touching pets before eating .

### **Fine Motor Development:**

Engage your child in the following fine motor activities:

- Buttoning and Unbuttoning.
- Stringing the beads.
- Clay Moulding.
- Playing with Blocks.
- Buckling and Unbuckling.
- Zipping & Unzipping.
- Opening and closing the bottle's cap/ Tiffin's lid.
- Picking up & holding small objects.
- Turning pages of books.
- Squeezing bath sponge.
- Watering the plants using spray bottles.

### **Physical Development:**

Physical development is necessary for child's overall health. Physical activity includes balancing, co-ordination and endurance. This will strengthen the fundamental skills needed to lead an active life. Kindly make your child do following activities daily:-

1. Beam Walking.
2. Balancing (eg. Spoon & Lemon race)
3. Passing through tunnel.
4. Throwing the ball at the target.
5. Free Play.
6. Outdoor games- Cricket , Football etc.
7. Indoor games – Carrom , Ludo etc.
8. Jogging & Running.
9. Yoga- Aasans like – Taad aasan, ( Palm aasan) , Butterfly aasan etc.

### **Creative Development:-**

\*Help your child make one 'Best out of Waste' craft and send it to school after vacation.

- Tear 'n' Paste : Kindly make your child do 'Tear 'n' Paste' in any object on 1/4<sup>th</sup> Norway sheet ( 2 sheets) and send the sheets to school after vacation.
- Make your child practise colouring daily in a separate colouring book.

### Practise work for Nursery

- Please practise writing following numbers and letters in a separate copy.  
**Maths** - 1 and 2 (10 times)  
**English** – Letters : A,B,C ( 10 times)  
**Strokes:** Standing Line: |, Sleeping Line: —, Slant Lines: \, /  
**Curves:** C, C, U, n
- **One minute competition** - 'Parts of Body' on 20<sup>th</sup> July-2017 i.e. Thursday.
- **Help your child do the activities given in the primary plus and send it back to school after vacation.**
- **Summer break is from 22<sup>nd</sup> May,2017 to 09<sup>th</sup> July,2017. School will reopen on 10<sup>th</sup> July,2017 i.e. Monday**  
**Timings : 8.30 a.m to 12.00 noon.**

*Happy Holidays!*

### Practise work for LKG

Please practise following numbers and Letters in a separate copy and send the copy back to school after vacation.

- Maths:** 1-20 (10 times).  
Dodging:(1-20) (10 times).  
What comes after (1-20) (5 times).  
Count 'n' draw (5 times).
- English:** Letters:- a - e (10 times).  
Joining the letters:-

1.           abcde , abcde          

- **'Fun with Maths'**: Kindly make your child practise one page daily during vacation ( from pages 13 to 24 & 27 to 54 ) and send the book back to school after vacation.
- **Competition** - ' Self Introduction ' on 20<sup>th</sup> July,17 i.e. Thursday.
- **Summer break is from 22<sup>nd</sup> May,2017 to 09<sup>th</sup> July,2017. School will reopen on 10<sup>th</sup> July,2017 i.e. Monday**  
**Timings : 8.30 a.m to 12.00 noon.**

*Happy Holidays!*

### Practise Work for Pre-Nursery

- Help your child practice the work given on the 10 activity sheets and send them back to school after vacations.
- Help your child do the activities given in the primary plus and send it back to school after vacation.
- **Summer break is from 22<sup>nd</sup> May,2017 to 09<sup>th</sup> July,2017. School will reopen on 10<sup>th</sup> July,2017 i.e. Monday**  
**Timings : 8.30 a.m to 12.00 noon.**


*Happy Holidays!*

DAV INTERNATIONAL SCHOOL

PASTE COTTON ON 'SHEEP'






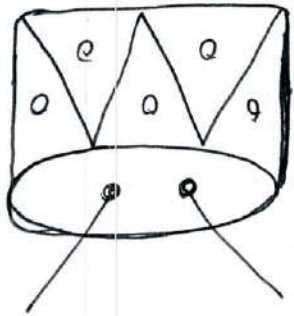

NAME - \_\_\_\_\_

Class - Pre-Nursery.



Match the letter with picture

class-pre-Nursery




NAME - \_\_\_\_\_

DAY INTERNATIONAL SCHOOL

Name \_\_\_\_\_

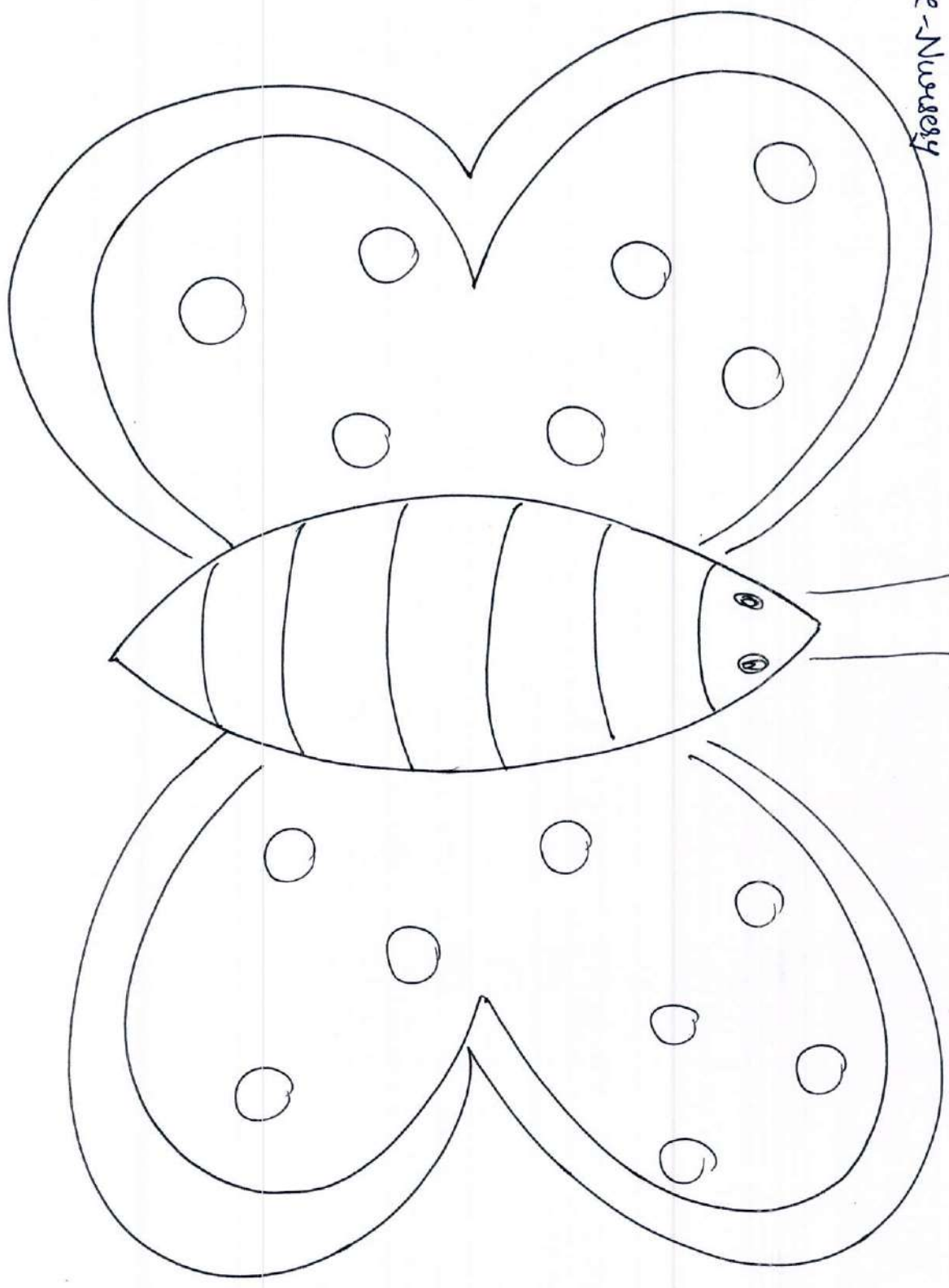
Class - Pre-Nursery



Yellow Colour in "Sun"

NAME - \_\_\_\_\_

Class - Pre-Nursery




Dr. BINDI PASTING ON BUTTERFLY



DAV INTERNATIONAL SCHOOL

FINGER PRINTING ON 'FISH'



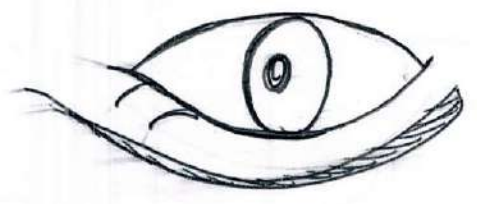

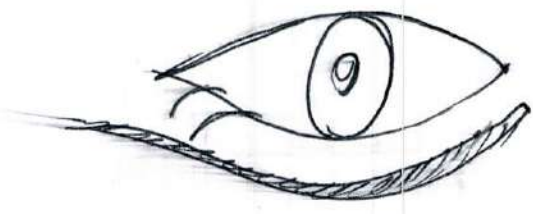


Name - \_\_\_\_\_  
Class - Pre-Nursery



MATCH THE 'BODY PARTS'

NAME - \_\_\_\_\_

Class - Pre-Primary

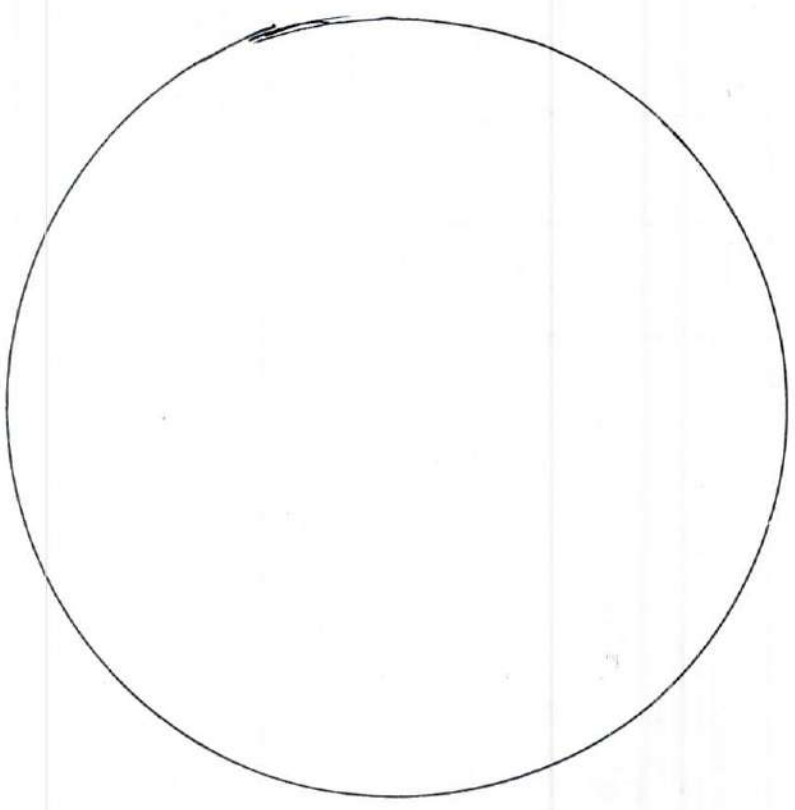


DAN INTERNATIONAL SCHOOL

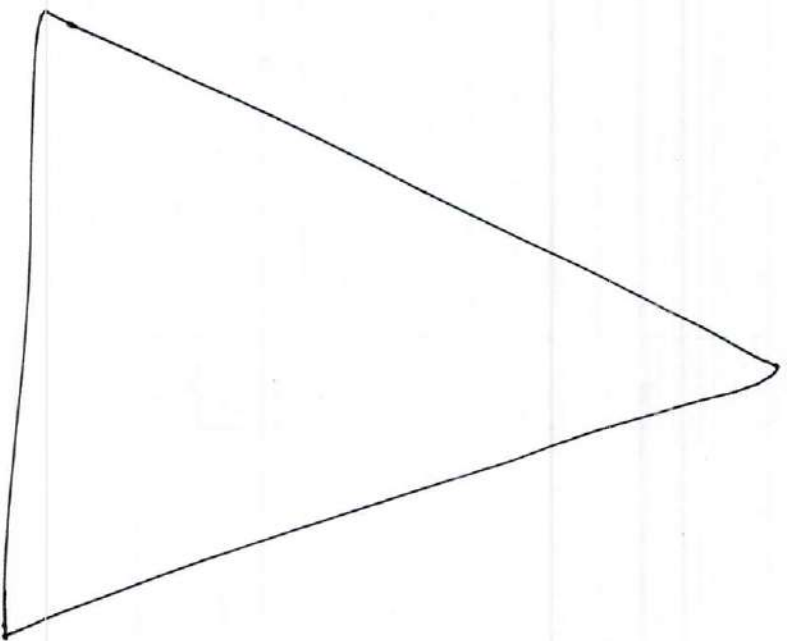
NAME: \_\_\_\_\_

'Sponge Printing'

Class-Pre-Nursery



CIRCLE



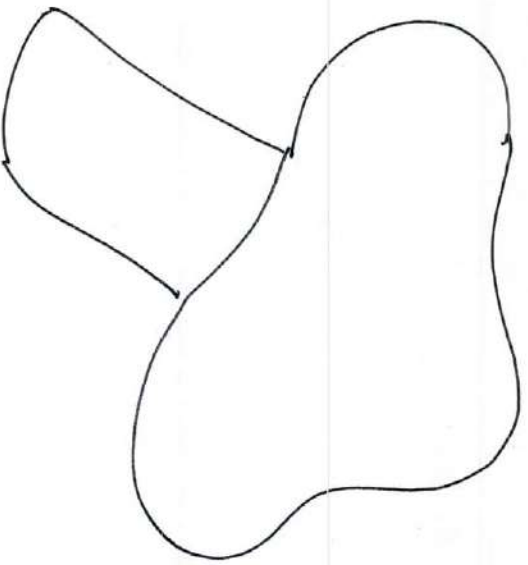
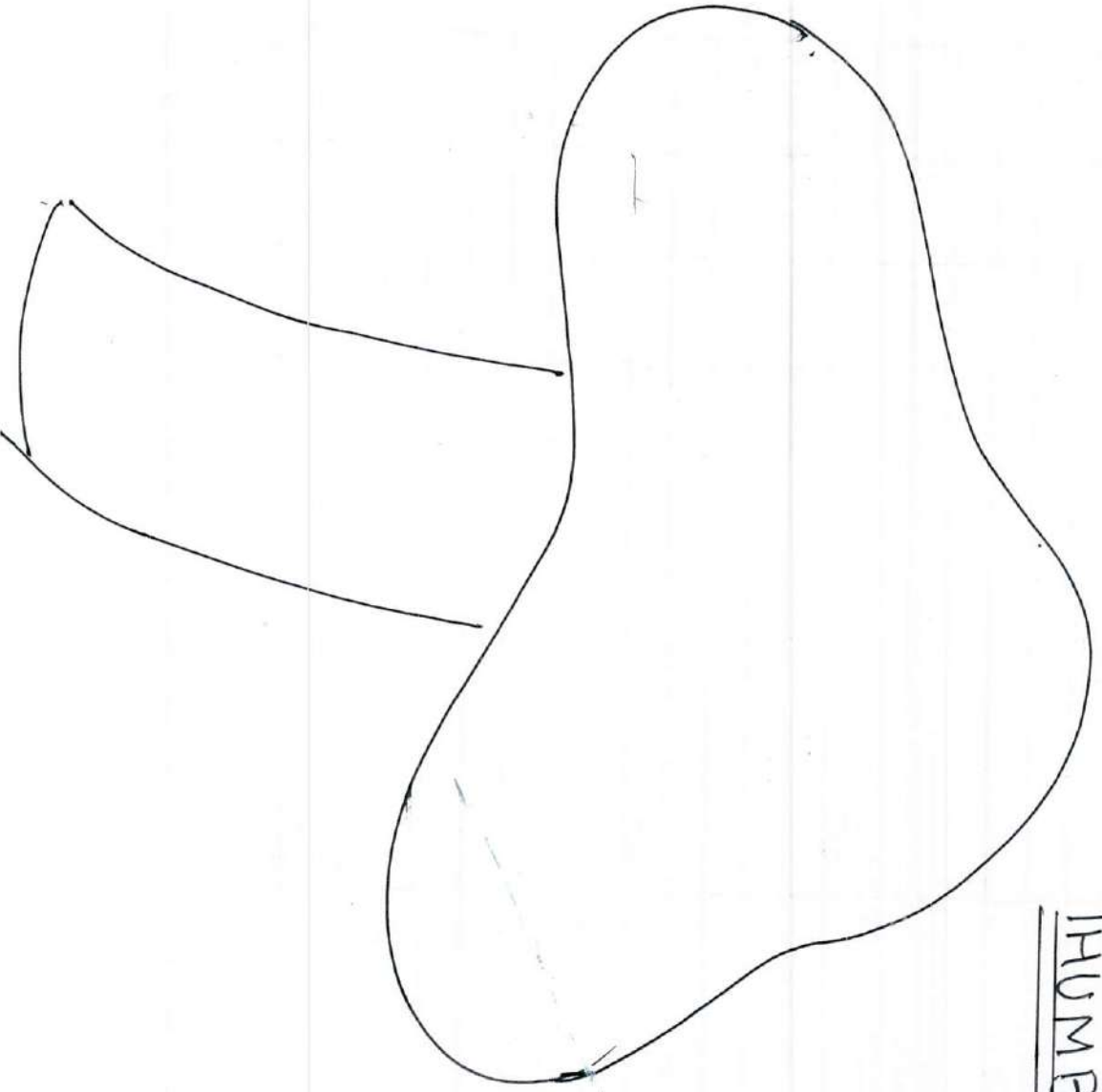
TRIANGLE

DAY INTERNATIONAL SCHOOL


Class - Pre-Nursery

NAME - \_\_\_\_\_

Thumb Printing on Mushroom



CRUSH PAPER PRINTING



NAME - \_\_\_\_\_

Class - Pre-Nursery

DAY INTERNATIONAL SCHOOL

NAME - \_\_\_\_\_



Class Pre-Nursery

RED COLOUR IN 'APPLE'